



CURRICULUM FOR



# SOCIAL STUDIES GRADE IV-V(2020)

ONE NATION, ONE CURRICULUM



**DIRECTORATE OF CURRICULUM AND TEACHER EDUCATION**  
**KHYBER PAKHTUNKHWA ABBOTTABAD**



بِسْمِ اللَّهِ الرَّحْمَنِ الرَّحِيمِ

CURRICULUM  
**SOCIAL STUDIES**  
GRADE IV-V  
(2020)



**Directorate of Curriculum and Teacher Education**  
Khyber Pakhtunkhwa Abbottabad

## PREFACE

Education plays a vital role in the National development process. In today's world of knowledge explosion where technology is surging by leaps and bounds, it has become imperative for us to provide up to date knowledge to our younger generation. In fact, the curriculum plays a crucial role in our educational endeavor. It is the road map through which we guide our students to reach their destiny. Curriculum lies at the heart of the educational enterprise. It is a mean through which nations transmit their philosophy of life to their young generations. The process of curriculum development requires inputs from all the stakeholders to fully reflect the needs of the society as well as interests of the learners.

The current document has been developed after having exhaustive consultation and deliberations with experienced and skilled experts, academia and stakeholders, educational institutions, universities, assessment experts, minority communities and representatives of Ittihad Tanzeemat Ul Madaras.

The development of this Curriculum is driven by the key considerations: Teachings of the Holy Qur'an and Sunnah, the vision of Quaid-e-Azam Muhammad Ali Jinnah and Allama Muhammad Iqbal, constitutional framework, national policies, aspirations, and National Standards, alignment with the goals & targets of SDG-4, emerging international trends in teaching, learning & assessment, outcomes-based approach, focus on values, life skills-based, and inclusive education, respect & appreciation for different cultures and religions in a local and global context. Moreover, promotion of intellectual, spiritual, aesthetic, emotional, social, and physical development of learners, move away from rote memorization and focus on Project, inquiry, and activity –based learning, development of 21<sup>st</sup> century skills including analytical, critical and creative thinking. These were some of the key areas that were brought into consideration while developing this document.

The experts involved in developing, reviewing and refining the Curriculum 2020 deserve enormous appreciation for accomplishing a complex task. The facilitation and cooperation extended by the National Curriculum Council, Ministry of Federal Education and Professional Training Islamabad, is highly appreciated in realizing the dream “one nation - one curriculum”.

# TABLE OF CONTENTS

<b>Chapter 01: Introduction</b>	<b>06</b>
1.1 Rationale	06
1.2 Vision	07
1.3 Mission	07
1.4 Aims	07
1.5 Goals	07
1.6 Scope	08
1.7 Themes of Social Studies	09
<b>Chapter 02: Curriculum Standards and Benchmarks</b>	<b>10</b>
2.1 CITIZENSHIP	11
STANDARD – 1	11
2.2 Culture	11
STANDARD – 2	12
2.3 State and Government	12
STANDARD – 3	12
STANDARD – 4	13
2.4 History	13
STANDARD – 5	13
2.5 Geography	14
STANDARD – 6	14
2.6 Economics	15
STANDARD – 7	15
STANDARD – 8	15
<b>Chapter 03: Learning Themes and Students' Learning Outcomes</b>	<b>16</b>
3.1 GRADE IV	17
3.2 GRADE V	25
<b>Chapter 04: Instructional Strategies</b>	<b>31</b>
4.1 Teaching and Learning	32
A. Lecture Method	33
B. Learning by Discussion	33
C. Interactive Assessment Methodologies	34
D. Role-play	34

# TABLE OF CONTENTS

E. Cooperative Learning	35
F. Inquiry / investigation	36
G. Teaching Learning Resources	37
<b>Chapter 05: Assessment</b>	<b>38</b>
5.1 What is Assessment?	39
5.2 Types of Assessment	40
5.3 Common Formative and Summative Assessments	41
Categories of Assessment	41
Types of Objective and Subjective Assessments	42
Framework of Assessment Approaches and Methods	43
Performance-based Assessments	43
Characteristics of performance-based assessments	44
Performance-based Tasks	47
Making an oral presentation	47
Assessing Affective Traits and Dispositions ( self-confidence)	48
<b>Chapter 06: Guideline for Writing a Textbook</b>	<b>50</b>
6.1 Basic features of a textbook	51
6.2 How to start writing a textbook	52
6.3 Guidelines for writing a chapter	53
Instructions for the text book writers	53
<b>Curriculum Review Committee for Social Studies (IV-V)</b>	<b>54</b>

CHAPTER

**01**

**INTRODUCTION**

Social Studies is the systematic study of the interaction among people and their environment to promote civic competence. It helps young people to make informed decisions for the public good as participative citizens of a culturally diverse and democratic society in the world.

Given this context, the Social Studies curriculum is designed to recognize the importance of educating students about the ideas and values of democracy, civic competencies of different disciplines and to develop and prepare them as informed and active citizens of tomorrow. Drawing on social life and the pride in being Pakistanis, the curriculum seeks to ignite student's curiosity to inquire and to delve deeper into making sense of the complexities of human experiences as well as the political and socio-economic realities that they face.

Through inquiry and simulative learning activities, which model civil action, students are provided with the opportunity to obtain relevant knowledge and understanding of these issues and to develop necessary critical and reflective thinking skills. While the curriculum intends to foster patriotism, faith and the celebration of one's identity, it will at the same time encourage the inculcation of tolerance and empathy towards others as required by Islam.

Thus, this Social Studies curriculum is designed to provide the opportunity for students to acquire knowledge and understanding of the key civic concepts and ideas of effective and responsible citizenship at the local and global level.

The curriculum will foster the development of skills such as critical thinking, objectivity, information gathering, processing, interpreting, and analyzing along with communication, problem solving and decision-making.

The curriculum also maintains a core focus on developing values of equality, social justice, fairness, honesty, diversity and respect for self and for the diverse opinions of others. It also encourages the study of current and persistent problems and issues, and the identification of innovative solutions.

## 1.1 RATIONALE

The main purpose of Social Studies curriculum is to instill the necessary knowledge, skills, attitudes and competencies to mold students into informed, concerned and active national and global citizens. They will be able to understand all forms of human diversity and a respect for others irrespective of color, ability, disability, gender and social/economic status. They will develop the ability to think critically, consider different ideas with an open mind and respect different opinions. Students will have a sense of commitment and belonging to their community and country and will understand the importance of being engaged in societal concern because of the potential impact they may have on society as a whole. It will prepare students to participate in society as responsible and productive citizens.



## 1.2 VISION

To engage students in a rigorous and student-centered learning environment that fosters social understanding, civic agency, and empathy in a multicultural society.

## 1.3 MISSION

To enable students to understand multiple perspectives, think critically, communicate effectively and collaborate in diverse communities in order to understand the past, engage in the present, and impact the future.

## 1.4 AIMS

Social Studies aims to develop the following in students:

- An understanding of their identity as Pakistanis, with a global outlook.
- An appreciation for the multi-cultural society of Pakistan and the diversity of the world, showing a commitment to social cohesion.
- Recognition of the learner's own identity as a proud Pakistani while maintaining respect for other identities.
- An understanding of the concept of citizenship (national/ natural, global and digital), along with their rights and responsibilities towards society.
- An understanding of the interdependence of various resources to produce economic stability in the country.
- A sense and awareness of creating a sustainable environment (conservation of resources), and an understanding of interdependence of limited resources in the world and its impact on global sustainability (SDG-4).
- A critical approach to history, understood in a chronological order, and as a systematic approach to accounting for the human past. The concepts of the beginning of civilizations, past events, their impact on present and future, creates an opportunity for the student to have an awareness of large-scale consequences of decisions.
- An understanding of the structure, functions, rules and laws of government along with the Constitution of Pakistan and its importance.
- An understanding of the physical features of a region and their impact on culture and economic activity of the people of the land.
- An ability to use 21st century skills, i.e. the 4Cs (Critical Thinking, Creativity, Collaboration, and Communication)
- An attitude of positive social interaction among people and leadership qualities for positive social change.

## 1.5 GOALS

The Social Studies curriculum contributes to students' development as educated citizens through the achievement of the following goals.

Students will learn to:

- Enable the learners to fully understand and appreciate the whole range of human diversity by respecting the difference.
- Develop competencies needed for participation in a democratic society: considering multiple perspectives, respecting different values and point of views, gathering and critically analyzing information, making informed decisions, and effectively communicating their own views while maintaining civility and social order.

- Develop an understanding of connections between the past, present and future; how people, events and trends have shaped the evolution of societies, especially our own. A detailed understanding of one's past and present includes a critical appreciation of one's history and culture.
- Develop an understanding of the relationship between human society and the environment, with a thoughtful awareness of human impact on the planet.
- Develop an understanding of the rights and responsibilities of citizenship and the democratic system of government, including how decisions are made at the individual, local, provincial and national levels.
- Develop an understanding of how economic systems work, their place in an interconnected global economy and the trade-offs involved in balancing different economic interests.
- Develop an understanding of entrepreneurship (self-employment) and its related activities, such as engaging students in problem solving, becoming active members of the society and taking responsibility in improving living standards in Pakistan.

## 1.6 SCOPE

The Social Studies curriculum encompasses a range of concepts included in its domain:

- Social Studies should educate students about a democratic process in which citizens make responsible choices and take part in civic responsibilities.
- Social Studies should foster democratic ideals by allowing students to practice democratic activities in school, considering merit and respecting diversity of views.
- Social Studies should promote social cohesion and cultural diversity as essential elements that help learners engage with societal concerns and issues at the local, national and global levels.
- Social Studies should provide a forum to understand the impact of globalization, how people impact the world and vice-versa.
- Social Studies should integrate cross-curricular themes that are a part of the core standards of the grade level.
- Social Studies should cover a diverse range of thought-provoking concepts, allowing for an exchange of ideas, fostering community ties and enabling ownership in students of their learning and self-assessment.
- Social Studies is built upon prior knowledge and promotes active participation in the classroom and community through investigation of real-world issues.

## 1.7 THEMES OF SOCIAL STUDIES – GRADE IV-V

S.No	Themes	Sub – Themes
1.	Citizenship	Citizens; global and digital citizens, rights and responsibilities, diversity, tolerance, peace and conflict management, common etiquettes
2.	Culture	Term “nation” and nationalism; definition and components of culture; culture of Pakistan; different ethnicities, languages and religions; interfaith harmony; ‘means of communication’ and their advantages and disadvantages
3.	State and Government	Definitions of state, government; democracy; systems of government, components of government, legislative, executive, judiciary, formation of political parties; constitution; Constitution of Pakistan and its basic characteristics, accountability
4.	History	Introduction to pre-historic mankind; ancient civilizations (Mesopotamia, Nile valley and Indus Valley, etc.), their advent, lifestyle and decline; historical systems of governance (democracy in its earliest form); historic personalities (Pakistani and global); regional/ provincial contribution in the creation of Pakistan
5.	Geography	Skills for reading a map; kinds of maps, essentials of maps (BOLTS: ‘B’ for border, ‘O’ for orientation, ‘L’ for legend, ‘T’ for title and ‘S’ for scale); latitude, longitude and their use; physical regions of Pakistan; interaction between land and people; natural disasters; weather and climate; major climatic regions; population
6.	Economics	Economics and economy of a country; goods and services; trade; entrepreneurship, evolution of money; banks and their role, resources (natural and man-made), supply and demand, motivations and interests public goods

CHAPTER

**02**

**CURRICULUM  
STANDARDS AND  
BENCHMARKS**

## 2.1 CITIZENSHIP

Citizenship is the status of a person recognized under the prevailing custom or law of a land. It generally describes a person with legal rights within a given political order. Citizenship relates to the importance of civic participation. It is the practice of maintaining a healthy balance between one's rights and responsibilities to their family, school, community, country and the world. Good character is essential in developing good citizens. Thus, teachers should encourage students to brainstorm and explore innovative ways to contribute to society and thereby produce positive change.

### STANDARD – 1

All students will develop an understanding of citizenship, good character, responsibilities, diversity and tolerance by observing some common etiquettes.

#### BENCHMARKS Grade IV – V

- Roles and responsibilities of a citizen.
- Basic human rights
- Positive characteristics of a citizen (responsible choices, moral courage, and community service)
- Respect for all kinds of relationships (with self and others)
- Understand the meaning of the terms digital citizenship and cyber citizenship, and the associated role and responsibilities in this context
- Appreciate and foster diversity, and understand how it enriches a society
- Understand and practice common etiquettes for peace and harmony in society
- Think innovatively how students can make a Clean and Green Pakistan

## 2.2 CULTURE

The word 'culture' is used for people's 'way of life,' meaning the way groups do things. Different groups of people may have different cultures. A culture is passed on to the next generation by teaching, learning and practicing. Culture is commonly understood as preferred tastes in cuisine, clothing, arts, traditions and norms in a particular community. It is an integrated pattern of human knowledge, belief and behavior and an outlook of attitudes, values, moral goals and customs shared by a society. Therefore, cultures make countries and communities unique. Each country has different cultural values, activities and rituals. Culture also includes material goods and the things people use and produce. It is also the way groups of people think about and understand the world and their own lives.

## STANDARD – 2

All students will learn the diversity of religion and cultures of Pakistan and their coexistence as a nation and enhance the concept of nationalism in them.

### BENCHMARKS Grade IV – V

- Students will be able to understand the concept of nation and nationalism
- Students will be able to define culture along with its components
- Students will be able to understand the cultural diversity of Pakistan regarding diverse cultural groups, their crafts, language, festivals, clothes, foods, customs etc.
- Students will be able to understand different religions in Pakistan and their impact on their various cultural groups
- Understand the norms and advantages of multicultural society and interfaith harmony
- Students will be able to understand various festivals of minorities
- Student will be able to define the term 'means of communication'
- Student will be able to understand various means of communication, their advantages and disadvantages

## 2.3 STATE AND GOVERNMENT

A democratic government is a group of elected people that runs the day to day affairs of a region, province or country through establishment of different entities/bodies like the legislative, executive and judiciary. The information and knowledge given in this unit will equip students to make informed decisions about organizing and governing their communities, to evaluate domestic and national governments, and to demand that the rights of individuals and communities are protected. Democratic values include freedom of expression, the right to vote, and holding elected officials accountable to their communities.

## STANDARD – 3

All students will identify the purpose of a government and describe the components of a democratic government i.e. legislature, executive and judiciary used to make decisions, seek consensus and resolve conflicts.

## BENCHMARKS Grade IV – V

- Distinguish among local, provincial and national governments in Pakistan.
- Describe the way a government is organized.
- Describe the structure of the provincial and federal government.
- Describe the role of the institutions (legislature, executive and judiciary.).
- Understand the importance of the Constitution
- Understand the importance and relationship between rules and laws for a just and healthy environment in a country
- Understand the rights and responsibilities given to citizens under the Constitution.
- Describe the role and qualities of a leader
- Describe the formation of political parties and how they contest elections on the basis of their manifestos

### STANDARD – 4

All students will identify the key characteristics and spirit of the Constitution of Pakistan and understand the rights and responsibilities of citizens at the local, provincial, national and global levels.

## BENCHMARKS Grade IV – V

- Explain the responsibilities with respect to their rights and concept of global citizenship.
- Define the term Democracy.
- Understand the role of a person in a democratic society and identify unjust and illegal activities such as corruption.

**Note:** In case of disability teacher will adapt accordingly. Universal Design of Learning (UDL) may be adopted at every step.

### 2.4 HISTORY

History is the study of the past to understand the present and predict the future. It draws upon a variety of historical records and compares interpretations to provide students with different perspectives and promote the appreciation of individual existence in a global context. Learning specifically about Pakistan's past and present enables students to develop an appreciation for our country's progress. As students become aware of the progress around them, they value the contributions of different historical Pakistani and international figures that may serve as positive role models. By learning about the experiences of people or civilizations that contributed to the world (i.e. Greeks with democracy), students will recognize that individuals and groups have an impact on the people and environment around them.

### STANDARD –5

All students will learn major historical events chronologically and enlist key historical events from pre-historic man and early civilizations to date. The students will also be able to recognize the international and national events and personalities.

## BENCHMARKS Grade IV - V

- Describe the advent of civilizations, their timelines and the chronology of major historical events
- Learn about the contribution of various national and international personalities
- Understand the role of minorities in the creation and development of Pakistan
- Understand the role of various provinces in the creation of Pakistan

### 2.5 GEOGRAPHY

Geography is the study of the physical and human environment and their influence on each other. It includes studying the physical (landforms, locations, vegetation and natural resources) and human (people, culture and characteristics of places) aspects of the planet, understanding the processes of inter-dependency involved, and in making environment friendly decisions.

#### STANDARD - 6

All students will learn to read the globe/map, along with the ability to use it to enhance their understanding of geography, landforms and various physical features of Pakistan. They will understand the interaction between land and its people, weather, and climate. They will develop an awareness of the prevalence and management of natural disasters and the required safety measures. Students will be able to develop an understanding of population and its implications. Teacher will adapt standard and benchmarks according to individual needs of the students.

## BENCHMARKS Grade IV - V

- Locate all continents and major oceans on the globe/map
- Understand the concept of directions with the help of cardinal points and a compass for direction
- Apply the concept of "BOLTS" (Essentials of a map: B for Border, O for Orientation, L for Legend, T for Title and S for Scale)
- Compare features of land and the way people live
- Explain how human activities have changed the natural environment i.e. buildings dams, farming, deforestation, industries, etc.
- Explain how the weather and climate affect human activities and vice versa, such as through global warming, pollution, need for recycling (in line with plastic free initiatives), and conservation of water
- Become aware of natural disasters and take precautionary safety measures
- Define the terms 'population' and 'high population growth,' and explain the effects of imbalance between population and resources
- Explain the basic quality of life, focusing on Water, Sanitation and Hygiene (WASH)



## 2.6 ECONOMICS

The field of economics deals with the production, distribution and consumption of commodities i.e. goods and services. Economics deals with the idea that desires and wants are unlimited while the means to satisfy them are limited. Therefore, choices need to be made by individuals and societies to satisfy their desires and wants in view of the goods and services that are available. It is important to cultivate economic awareness in students through newspapers, discussions, games and simulations in order to make them understand basic functions of economics and the importance of interdependence. Explain equal opportunities in all economic activities. Define equity to eliminate the economic inequalities resulting in poverty. Define inclusive economy and its major indicators.

### STANDARD - 7

All students will describe how resources and choices regarding production, distribution and consumption of goods and services affect the well-being of the individual and society.

#### BENCHMARKS Grade IV - V

- Explain how people and societies make economic decisions
- Define the term inflation and how it effects the purchasing power of people
- Compare prices, quality and features of goods and services
- Identify opportunity costs in personal decision-making situations
- Define what makes an entrepreneur and the various types of entrepreneurs
- Understand what a business is and the various types of business
- Learn the behaviors of an entrepreneur (empathy, resilience, handling failure)

### STANDARD - 8

All students will describe the economic system of Pakistan, along with the role of banks in enhancing the trade activities for individuals and businesses.

#### BENCHMARKS Grade IV - V

- Describe the role of a government in imports and exports of goods and services
- Describe how decisions about resource-allocation affect the well-being of a society (with respect to taxes and government loans)
- Describe the challenges and benefits of trade for consumers
- Describe how banks play the role of intermediaries, by managing savings of individuals and providing finance to producers / manufacturers for the use of capital in their business

**CHAPTER**



**LEARNING THEMES  
AND STUDENTS'  
LEARNING OUTCOMES**



## 3.1 GRADE IV

Themes	Grade IV	Suggested Activities	Suggested links
<p><b>Citizenship</b></p> <ul style="list-style-type: none"> <li>• Citizenship (civic responsibilities)</li> <li>• Human rights</li> <li>• Diversity</li> <li>• Tolerance</li> <li>• Peace and conflict management</li> <li>• Common etiquettes</li> </ul>	<p>By the end of the lesson students will be able to:</p> <p><b>Citizenship</b></p> <ul style="list-style-type: none"> <li>• Define and differentiate between the terms <b>citizen, global citizen,</b> and digital/cyber citizenship.</li> </ul> <p><b>Human rights</b></p> <ul style="list-style-type: none"> <li>• Define the term 'Human Rights'.</li> <li>• Explain fundamental human rights.</li> <li>• Differentiate between rights and responsibilities.</li> </ul> <p><b>Diversity</b></p> <ul style="list-style-type: none"> <li>• Define the term <b>diversity</b> and identify the key characteristics of diverse groups within a society.</li> <li>• Relate how diversity aids society to prosper.</li> </ul> <p><b>Tolerance</b></p> <ul style="list-style-type: none"> <li>• Define the term 'Tolerance'.</li> <li>• Describe the importance of living in harmony with each other by accepting differences (social and cultural).</li> <li>• Recognize the causes of disagreements at the personal and peer level, household and neighborhood level.</li> </ul>	<p><b>Activity 1:</b> Help students brainstorm and outline their rights and responsibilities towards each other within the classroom, emphasize the attributes of fairness, trustworthiness and honesty.</p> <p>Create a display corner in class by pasting charts etc. with title, "good citizens".</p> <p>Children will paste the rules of being a good citizen of the class and school in the display corner.</p> <p><b>Activity 2:</b> Choose a model citizen. Make a card of their qualities as a good model. Share and paste in note book.</p> <p><b>Activity 3:</b> a) Tree Plantation Activity (Clean and Green Pakistan) in school or community. b) Discuss the ways to achieve a Clean and Green community</p>	<p><a href="http://responsibilities-educators.brainpop.com/lessonplan/rights-and-responsibilities-activities-for-kids/">http://responsibilities-educators.brainpop.com/lessonplan/rights-and-responsibilities-activities-for-kids/.</a></p> <p><a href="http://www.tes.com/teaching-resource/rights-and-responsibilities-pairs-game-11038401">http://www.tes.com/teaching-resource/rights-and-responsibilities-pairs-game-11038401</a></p> <p><a href="http://study.com/academy/lesson/industry-civilization">http://study.com/academy/lesson/industry-civilization</a> <a href="http://www.bbc.co.uk/school/primaryhistory/industryvalley/gamesandtoys/html">http://www.bbc.co.uk/school/primaryhistory/industryvalley/gamesandtoys/html</a></p>

**Note:** All suggested activities should be adapted related to learning needs of the students by class teacher.

Themes	Grade IV	Suggested Activities	Suggested links
	<p><b>Peace and conflict management</b></p> <ul style="list-style-type: none"> <li>Define the term <b>peace</b> and <b>conflict</b>.</li> <li>Explain that attitudes affect and create conflict and peace.</li> <li>Resolve conflicts through discussions.</li> </ul> <p><b>Common etiquettes</b></p> <ul style="list-style-type: none"> <li>Explain Civic Sense by giving examples (traffic rules, keep the environment clean, WASH)</li> <li>Identify common etiquettes for example: good manners, politeness, respect for elders, helping others, dignity of labor, and discipline.</li> </ul>		
<p><b>Culture</b></p> <ul style="list-style-type: none"> <li>Definition and components of Culture</li> <li>Diversity in cultures of Pakistan</li> <li>The way we live together</li> <li>Communication (media)</li> </ul>	<p><b>Definition and components of Culture</b></p> <ul style="list-style-type: none"> <li>Define culture and its components.</li> <li>Recognize diverse cultures of Pakistan.</li> <li>Describe the term "Interfaith Harmony" and how different minorities celebrate their festivals</li> </ul> <p><b>Diversity in cultures of Pakistan</b></p> <ul style="list-style-type: none"> <li>Demonstrate respect for diversity in cultures of Pakistan in different regions.</li> </ul> <p><b>The way we live together</b></p> <ul style="list-style-type: none"> <li>Define the term <b>nation</b> and <b>nationality</b></li> <li>Explain reasons for pride in being Pakistani and patriots.</li> </ul>	<p><b>Activity 1:</b> Visit the local museum and make a picture diary.</p> <p><b>Activity 2:</b> Make a scrapbook and paste stamps/ coins, post cards or pictures of different countries.</p> <p><b>Activity 3:</b> Make a scrapbook and paste pictures of different cultural dresses.</p> <p><b>Activity 4:</b> Community projects may be made by the students so that they can get an opportunity to volunteer and work for their community with responsibility and compassion e.g. encourage the students to donate gifts on the festivals of minorities.</p>	

Themes	Grade IV	Suggested Activities	Suggested links
	<p><b>Communication</b></p> <ul style="list-style-type: none"> <li>Define the term 'communication'.</li> <li>Identify the forms of communication and their importance. (art, language, letters, e-mail, postcard, TV, radio, internet, computers, cell phone).</li> </ul>	<p><b>Activity 5:</b> Discuss ways in which different religions and faiths are similar in promoting peace and humanity.</p> <p><b>Activity 6:</b> Get students to make charts (in groups) to depict the diversity of cultures in the Pakistani nation. They could highlight the dress, cuisine, architecture, etc)</p>	<p><a href="https://www.youtube.com/Pakistan Attracting culture">https://www.youtube.com/Pakistan Attracting culture</a>.</p>
<p><b>State and Government</b></p> <ul style="list-style-type: none"> <li>State and Government</li> <li>Constitution and Constitution of Pakistan</li> <li>Rights and responsibilities of a citizen</li> <li>Organs of Government</li> <li>Formation of democratic government</li> </ul>	<p><b>State and Government:</b></p> <ul style="list-style-type: none"> <li>Define State and Government.</li> <li>Differentiate between State and Government</li> </ul> <p><b>Constitution and Constitution of Pakistan:</b></p> <ul style="list-style-type: none"> <li>Describe what is a Constitution?</li> <li>Describe basic characteristics of the Constitution of Pakistan</li> </ul> <p><b>Rights and responsibilities of a citizen</b></p> <ul style="list-style-type: none"> <li>Recognize the rights and responsibilities of citizens as defined by Constitution.</li> </ul> <p><b>Organs of Government</b></p> <ul style="list-style-type: none"> <li>Describe the organs of a government <ul style="list-style-type: none"> <li>Legislature</li> <li>Executive</li> <li>Judiciary</li> </ul> </li> <li>Distinguish between rules and laws and how they help create a just and healthy political environment in a country.</li> </ul>	<p><b>Activity 1:</b> Draw a flowchart to show parliamentary system of government.</p> <p><b>Activity 2:</b> Make a flow chart to classify the organs of government</p> <p><b>Activity 3:</b> Enlist qualities that a good leader should have.</p>	

Themes	Grade IV	Suggested Activities	Suggested links
	<p><b>Formation of democratic government</b></p> <ul style="list-style-type: none"> <li>Describe the concept of democracy as the most popular system of government and describe why it is the preferred form</li> <li>Define the term Leader and their qualities</li> <li>Define the term General Elections</li> <li>Describe the formation and function of political parties, how do they contest elections according to their Manifesto</li> </ul>		
<p><b>History</b></p> <ul style="list-style-type: none"> <li>The beginning of human civilization</li> <li>Key events (Social and Political) during the Life of Hazrat Muhammad (رسول الله ﷺ) and Khalafat-e-Rashida</li> <li>Contribution of Federating Units in the making of Pakistan</li> <li>Historical personalities of Pakistan</li> <li>Quaid-e-Azam Muhammad Ali Jinnah, Allama Muhammad Iqbal and Mohtarma Fatima Jinnah</li> <li>Historical Events of the Province</li> <li>Contributions of key personalities for the development of the province.</li> </ul>	<ul style="list-style-type: none"> <li>Define History.</li> <li>Identify early settlements and their areas.</li> <li>Identify ancient civilizations along major rivers and coastal areas of the world (Mesopotamia, Nile Valley (Egyptian) and Indus valley along with their timeline)</li> <li>Describe the advent, lifestyle and decline of (Mesopotamia, Egyptian and Indus valley).</li> <li>Describe key events (Social and Political) during the Life of Hazrat Muhammad (رسول الله ﷺ) and Khalafat-e-Rashida.</li> <li>Explain the region's/ province's contribution in the creation of Pakistan.</li> <li>Describe the role of minorities in the creation of Pakistan</li> <li>Describe the role of Quaid-e-Azam, Allama Iqbal &amp; Mohtarma Fatima Jinnah in the creation of Pakistan.</li> <li>Describe the major historical events of the province.</li> <li>Identify contributions (Social, political, religious) of the key personalities for the development of the province.</li> </ul>	<p><b>Activity 1:</b> Make a picture booklet with a title "My book on the beginning of civilization" and draw images of life in ancient times in any of these civilizations (Mesopotamia, Egyptian and Indus valley)</p> <p><b>Activity 2:</b> Make tools and weapons of early civilization and color them.</p> <p><b>Activity 3:</b> Make a timeline of Mesopotamia, Egyptian and Indus valley civilizations</p>	

Themes	Grade IV	Suggested Activities	Suggested links
<p><b>Geography</b></p> <ul style="list-style-type: none"> <li>• Globe and map skills</li> <li>• Major Land Forms of Pakistan</li> <li>• Interaction between land and people</li> <li>• Weather and climate</li> <li>• Natural disasters and safety measure</li> <li>• Population</li> </ul>	<p><b>Globe and map skills:</b></p> <ul style="list-style-type: none"> <li>• Define the terms map and globe, and name the key elements of a map.</li> <li>• Define and locate the major land masses /continents and oceans/seas</li> <li>• Recognize the concept of Direction by using the term “Cardinal Points” and Compass Directions with the help of a diagram</li> <li>• Explain the concept of BOLTS with the help of a map.</li> </ul> <p><b>Major Land Forms of Pakistan</b></p> <ul style="list-style-type: none"> <li>• Identify major land forms and their types in Pakistan.</li> </ul> <p><b>Interaction between land and people.</b></p> <ul style="list-style-type: none"> <li>• Explain the effect of the physical environment on the lifestyle of people in Pakistan.</li> <li>• Explain how human activities have changed the natural environment (e.g. deforestation, building dams, industry etc. (Positive and negative impact)</li> <li>• Identify different occupations of people (agriculture, mining and industry)</li> <li>• Describe the concept and need for food security in Pakistan</li> </ul> <p><b>Weather and Climate</b></p> <ul style="list-style-type: none"> <li>• Define weather and climate.</li> <li>• Identify the elements of climate (temperature, rainfall, wind).</li> <li>• Identify the factors affecting climate</li> </ul>	<p><b>Activity 1:</b> The student will locate the seven continents and five oceans on the globe. Students will draw a map from their home to school, identifying various landmarks, depicting their observation and sense of direction.</p> <p><b>Activity 2:</b> With the help of a torch as the sun and the globe as planet Earth, students will perform an activity to understand the concept of rotation of the earth and formation of day and night.</p> <p><b>Activity 3:</b> Refresh the environment by planting more trees (each one plant one). Research the top ten air cleaning houseplants and find out if you can grow any of them in your classroom/house e.g. Palms, English Ivy, and Money Plant.</p> <p><b>Activity 4:</b> Make a week’s weather chart of your city</p>	<p><a href="http://www.kidsknowit.com/climates">http://www.kidsknowit.com/climates</a></p> <p><a href="http://www.cyh.com/games/hotpots/rights.html">http://www.cyh.com/games/hotpots/rights.html</a></p> <p><a href="http://education.nationalgeographic.org">http://education.nationalgeographic.org</a></p>

Themes	Grade IV	Suggested Activities	Suggested links
	<p><b>Natural disasters and safety measures</b></p> <ul style="list-style-type: none"> <li>• Explain how common natural disasters occur (Floods, Earthquakes, Cyclones, Avalanches).</li> <li>• Identify safety measures that can be taken in case of natural disasters, specifically in the case of Earthquake (before, during and after).</li> </ul> <p><b>Population</b></p> <ul style="list-style-type: none"> <li>• Define the terms Population and Census.</li> <li>• Explain the importance of Census.</li> <li>• Describe the distribution of population in the region and give a map of the region/province.</li> <li>• Enlist the major problems caused by over population.</li> <li>• Identify the importance and interconnectedness of Water Sanitation and Hygiene (WASH)</li> </ul>	<p><b>Activity 5:</b> With your parents create a plan that will protect your family in the event of a natural disaster like earthquake/flood. The plan should include steps to take Before, During and After a disaster.</p> <p>Present your disaster plan in the form of an oral report or diagram to your class.</p> <p>For example, Students can develop a chart for Earthquake safety and share it with their family.</p> <p><b>Activity 6:</b> Collect the telephone numbers of emergency services in the area (police, fire brigade, ambulance) and display them on a chart.</p> <p><b>Activity 7:</b> Practice Earthquake drills and Practice mock fire drill.</p> <p><b>Activity 8:</b> With the help of the teacher, manage how wasted food can be distributed among the needy.</p> <p><b>Activity 9:</b> Use of three R's (reduce, recycle and re-use) and think of ways to minimize use of plastic bags, bottles and products.</p>	<p><a href="http://earthquake.usgs.gov/learn/kids">http://earthquake.usgs.gov/learn/kids</a></p>



Themes	Grade IV	Suggested Activities	Suggested links
		<p><b>Activity 10:</b> Ask students to describe how water shortages would affect their life and what would the effects of poor hygiene on their lives and on their community</p> <p><b>Activity 11:</b> a. List at least 5 reasons why water should be used responsibly and discuss them in class. b. Discuss the importance of proper sanitation facilities. c. Generate a debate on how responsible use of water is linked to proper sanitation and hygiene.</p>	
<p><b>Economics</b></p> <ul style="list-style-type: none"> <li>• The choices we make</li> <li>• Goods and services</li> <li>• Consumers and Producers</li> <li>• Trade</li> <li>• Entrepreneurship</li> <li>• Evolution of money</li> <li>• Bank</li> </ul>	<p><b>The choices we make</b></p> <ul style="list-style-type: none"> <li>• Define the term “Economics and economy of a country”.</li> <li>• Make economic choices according to one’s personal needs and resources</li> </ul> <p><b>Goods and services</b></p> <ul style="list-style-type: none"> <li>• Define the terms Goods and Services and list some examples</li> </ul> <p><b>Consumers and Producers</b></p> <ul style="list-style-type: none"> <li>• Differentiate between producers and consumers; and explain their interdependence</li> <li>• Define the term “Inflation” and how it affects purchasing power of people.</li> </ul> <p><b>Trade</b></p> <ul style="list-style-type: none"> <li>• Define Trade and Business.</li> <li>• Identify the major imports and exports of Pakistan.</li> </ul>	<p><b>Activity 1:</b> Make a chart to identify goods and services, identify goods and services in the classroom, school, home, neighborhood etc.</p> <p>Students will present their findings to the class teacher to elaborate by generating a discussion through questioning.</p> <p><b>Activity 2:</b> Visit a shop or supermarket and get hands on experience in buying items in limited amount</p> <p><b>Activity 3:</b> Learn to fill a cheque printed in your books.</p>	<p><a href="http://www.youtube.com/what-is-trading?/tradimo-learn-to-trade">http://www.youtube.com/what-is-trading?/tradimo-learn-to-trade</a>.</p> <p><a href="http://www.youtube.com/thehistoryofmoney(combined)">http://www.youtube.com/thehistoryofmoney(combined)</a></p>

Themes	Grade IV	Suggested Activities	Suggested links
	<p><b>Entrepreneurship</b></p> <ul style="list-style-type: none"> <li>Define and differentiate between different types of entrepreneurs.</li> </ul> <p><b>Evolution of money</b></p> <ul style="list-style-type: none"> <li>Apply economics and money management in personal life (pocket money, savings).</li> </ul> <p><b>Bank</b></p> <ul style="list-style-type: none"> <li>Define banking</li> <li>Identify services provided by banks.</li> </ul>	<p><b>Activity 4:</b> Brainstorm with students on what defines an entrepreneur. Have a box fixed with different definitions right and wrong and ask them to select the correct definition of entrepreneur.</p> <p><b>Activity 5:</b> Get students to identify different types of entrepreneurs and label them. Use pictures and puzzles for this activity.</p>	

### 3.2 GRADE V

Themes	Grade V	Suggested Activities	Suggested links
<p><b>Citizenship</b></p> <ul style="list-style-type: none"> <li>• Citizenship</li> <li>• Digital Citizenship</li> <li>• Human Rights</li> <li>• Diversity and Tolerance</li> <li>• Peace and conflict management</li> <li>• Common etiquettes</li> </ul>	<p><b>Citizenship</b></p> <ul style="list-style-type: none"> <li>• Identify Civic Rights and responsibilities and reasons why they may change over time.</li> </ul> <p><b>Digital Citizenship</b></p> <ul style="list-style-type: none"> <li>• Recognize the ethics of being digital citizens when connected online, how to deal with difference of opinion.</li> </ul> <p><b>Human Rights</b></p> <ul style="list-style-type: none"> <li>• Identify the fundamental human rights as stated by UN Charter.</li> </ul> <p><b>Diversity and Tolerance</b></p> <ul style="list-style-type: none"> <li>• Understand that all individuals have equal rights, irrespective of religious and ethnic differences, and learn to respect individual differences in opinion.</li> <li>• Explain the importance of freedom of speech.</li> </ul> <p><b>Peace and conflict management</b></p> <ul style="list-style-type: none"> <li>• Understand the importance of discussion and negotiation as tools for resolving conflicts at home and school.</li> <li>• Propose ways to create peace and harmony.</li> </ul> <p><b>Common etiquettes</b></p> <ul style="list-style-type: none"> <li>• Recognize and practice common etiquettes in the civilized world of today.</li> </ul>	<p><b>Activity 1:</b> Mind map: Make a mind map of the qualities of good citizens on notebooks with a title "Good citizens are responsible". List all the ways in which a student can act responsibly, respectfully and ethically in their community.</p> <p><b>Activity 2:</b> Prepare a simulation through role-play to show peaceful conflict management amongst students based on real life experiences of students. Students will recognize what they could do wrong and what the correct approach entails.</p> <p><b>Activity 3:</b> Enlist the principles to be followed while using the internet</p> <p><b>Activity 4:</b> Make a mind map of the basic rights of all human beings. Discuss how students can contribute in upholding these rights in their daily lives.</p>	<p><a href="http://www.internet4classrooms.com/gradelevelhelp/governancecivicsrightsresponsibilities.html">http://www.internet4classrooms.com/gradelevelhelp/governancecivicsrightsresponsibilities.html</a></p> <p><a href="http://www.cyh.com/games/hotpots/rights.htm">http://www.cyh.com/games/hotpots/rights.htm</a></p> <p><a href="http://www.pinterest.com/pin/119275090101128640/">http://www.pinterest.com/pin/119275090101128640/</a></p>

Themes	Grade V	Suggested Activities	Suggested links
		<p><b>Activity 5:</b> Research the various ways in people around the world greet each other and express their gratitude.</p> <p><b>Activity 6:</b> Students can also explore and note the commonalities and differences in body language of people during such interaction.</p>	<p><a href="http://www.tes.com/teaching-resource/rights-and-responsibilities-pairs-game-11038401">http://www.tes.com/teaching-resource/rights-and-responsibilities-pairs-game-11038401</a></p>
<p><b>Culture</b></p> <ul style="list-style-type: none"> <li>• The way we live together</li> <li>• Communication</li> <li>• Culture of Pakistan</li> </ul>	<p><b>The way we live together</b></p> <ul style="list-style-type: none"> <li>• Define and describe the concept of nationalism, and the ways people get along with one another.</li> </ul> <p><b>Communication</b></p> <ul style="list-style-type: none"> <li>• Define mass media, social media and differentiate between them.</li> <li>• Identify the advantages and disadvantages of various means of information</li> </ul> <p><b>Culture of Pakistan</b></p> <ul style="list-style-type: none"> <li>• Identify the diverse cultural groups living in Pakistan.</li> <li>• Describe the cultural diversity of Pakistan (religion, crafts, languages, festival, clothing, popular events, folk songs, foods, and art)</li> <li>• Identify the advantages of a multicultural society.</li> </ul>	<p><b>Activity 1:</b> Make a class newspaper (informative articles, advertisements, editorials, news items, weather reports, cartoons, jobs etc.)</p> <p><b>Activity 2:</b> Create a public service message on a current social or environmental issue through poster cards/ flash cards.</p> <p><b>Activity 3:</b> Celebrating cultural day (showing cultures from all provinces of Pakistan).</p> <p><b>Activity 4:</b> Sing folk songs of your regions to become familiar with them.</p>	

Themes	Grade V	Suggested Activities	Suggested links
<p><b>State and Government</b></p> <ul style="list-style-type: none"> <li>Federal Government</li> <li>Rights and responsibilities of citizens</li> <li>Leader, community, citizens</li> </ul>	<p><b>Federal Government</b></p> <ul style="list-style-type: none"> <li>Give reasons for the need of a federal government.</li> <li>Compare the formation of government at federal, provincial and local levels.</li> </ul> <p><b>Rights and responsibilities of citizens</b></p> <ul style="list-style-type: none"> <li>Analyze the importance of Constitution.</li> <li>Discuss the rights and responsibilities of a Pakistani citizen according to the 1973 Constitution.</li> <li>Describe the Importance of Rule of law against unjust and illegal activities.</li> </ul> <p><b>Leader, community, citizens</b></p> <ul style="list-style-type: none"> <li>Describe the functions of political parties in a democratic system.</li> <li>Explain the interdependence between federal, provincial and local governments in Pakistan.</li> </ul>	<p><b>Activity 1:</b> Construct a flow chart to show different levels of government and courts (Supreme Courts, High Courts, Local Courts) that exist in Pakistan.</p> <p><b>Activity 2:</b> Select a class representative following the democratic way of election by conducting election campaign. Ask the candidates to make a plan they will implement if elected.</p>	<p><a href="http://www.youtube.com/government of Pakistan">http://www.youtube.com/government of Pakistan</a></p> <p><a href="http://www.youtube.com/government of Pakistan structure">http://www.youtube.com/government of Pakistan structure</a></p>
<p><b>History</b></p> <ul style="list-style-type: none"> <li>The beginning of civilizations</li> <li>Contribution of Federating Units in the making of Pakistan</li> <li>Historical personalities (Pakistan)</li> <li>Sir Syed Ahmed Khan</li> <li>Begum Rana Liaquat Ali</li> <li>Begum Jahan Ara Shahnawaz</li> </ul>	<p><b>The beginning of civilizations</b></p> <ul style="list-style-type: none"> <li>Describe the salient features of Greek, Roman and Gandhara Civilizations.</li> </ul> <p><b>Contribution of Federating Units in the making of Pakistan</b></p> <ul style="list-style-type: none"> <li>Identify the contribution of provinces in the creation of Pakistan.</li> </ul> <p><b>Historical personalities of Pakistan</b></p> <ul style="list-style-type: none"> <li>Recognize the services of the national heroes: Quaid-e-Azam Muhammad Ali Jinnah, Sir Syed Ahmed Khan, Begum Rana Liaquat Ali, Begum Jahan Ara Shahnawaz</li> </ul>	<p><b>Activity 1:</b> Model making: Divide the class into groups and ask them to make models of unique features of civilization.</p> <p><b>Activity 2:</b> Construct a timeline by examples from Greeks and Roman Civilizations</p> <p><b>Activity: 3</b> Make a biography of social heroes known for their charitable work. For example: Abdul Sattar Edhi.</p>	<p><a href="http://www.readwrite think.org/classroom-resources/student-interactives/timeline-3000.7.html?tab=2">http://www.readwrite think.org/classroom-resources/student-interactives/timeline-3000.7.html?tab=2</a></p> <p>BBC Documentary: Pre-historic humans in the new world (you tube)<a href="http://earlyhumans.mrdonn.org/index.html">http://earlyhumans.mrdonn.org/index.html</a></p>


Themes	Grade V	Suggested Activities	Suggested links
<p><b>Geography</b></p> <ul style="list-style-type: none"> <li>Globe and map skills</li> <li>Physical region of Pakistan</li> <li>Interaction between the land and people</li> <li>Weather and climate</li> <li>Natural disasters and safety measures</li> <li>Population</li> </ul>	<p><b>Globe and Map skills</b></p> <ul style="list-style-type: none"> <li>Explain map and the term BOLTS to read a map</li> <li>Recognize different types of maps e.g. Road map, Tourist map, Weather map, Political map, Topographical map</li> <li>Recognize the characteristics of latitudes, longitudes and Time Zone with the help of diagrams.</li> <li>Use latitudes and longitudes in determining location through Grid Reference.</li> <li>Define Scale in reading maps and its types with the help of diagrams.</li> </ul> <p><b>Physical Regions of Pakistan</b></p> <ul style="list-style-type: none"> <li>Identify the main physical regions of Pakistan.</li> <li>Briefly describe the distinctive characteristics / features of each physical region of Pakistan.</li> </ul> <p><b>Interaction between the land and people</b></p> <ul style="list-style-type: none"> <li>Compare the life of people living in different regions of Pakistan</li> </ul> <p><b>Weather and climate</b></p> <ul style="list-style-type: none"> <li>Explain difference in the terms 'Weather and Climate'.</li> <li>Describe the factors affecting climate and the impact of Global Warming on climate change.</li> </ul>	<p><b>Activity 1a:</b> Identify location of Pakistan with the help of grid by using globe.</p> <p><b>Activity 1b:</b> Identify time zones and relate them to longitudinal and latitudinal scales.</p> <p><b>Activity 2:</b> On a tourist guide map of any area show various locations of tourist attraction, hotels and names of roads.</p> <p><b>Activity 3:</b> Use given information to calculate the average temperature and monthly rainfall of different places.</p> <p><b>Activity 4:</b> Construct line and bar graphs from given climatic data.</p> <p><b>Activity 5:</b> Make a chart and write daily weather temperature of your city in notebook.</p> <p><b>Activity 6:</b> Students will suggest ways to reduce damage caused by natural disasters e.g. floods, earthquakes.</p>	<p><a href="http://www.youtube.com/Day and night explanation, causes science for kids">http://www.youtube.com/Day and night explanation, causes science for kids</a></p> <p><a href="http://www.edhelper.com/teach/teach Mapping.html">http://www.edhelper.com/teach/teach Mapping.html</a></p> <p><a href="http://www.education.nationalgeographic.org">http://www.education.nationalgeographic.org</a></p> <p><a href="http://www.youtube.com/Dr.Nager's Laboratory: Longitude and Latitude">http://www.youtube.com/Dr.Nager's Laboratory: Longitude and Latitude</a></p> <p><a href="http://www.youtube.com/watch?v=E7DLLxrrBV8">http://www.youtube.com/watch?v=E7DLLxrrBV8</a></p>

Themes	Grade V	Suggested Activities	Suggested links
	<p><b>Natural disasters and safety measures</b></p> <ul style="list-style-type: none"> <li>Identify the major natural disasters and their effect on human life.</li> <li>Suggest safety measures that can be adopted in case of Floods and Earthquakes.</li> </ul> <p><b>Population</b></p> <ul style="list-style-type: none"> <li>Define the term Growth Rate and Population Density</li> <li>Describe the factors affecting population increase in Pakistan.</li> <li>Describe the impact of population increase on quality of daily life in the students' community.</li> </ul>	<p><b>Activity 7:</b> Students develop posters/charts to raise awareness against global warming and climate change.</p>	<p><a href="http://study.com/academy/lesson/how-weather-patterns-affect-the-climate-of-a-region.html">http://study.com/academy/lesson/how-weather-patterns-affect-the-climate-of-a-region.html</a></p>
<p><b>Economics</b></p> <ul style="list-style-type: none"> <li>Goods and services</li> <li>Consumers and producers</li> <li>Inflation</li> <li>Trade</li> <li>Entrepreneurship</li> <li>Evolution of money</li> <li>Bank</li> </ul>	<p><b>Goods and services</b></p> <ul style="list-style-type: none"> <li>Define the terms Goods and Services.</li> <li>Differentiate between public and private goods and services.</li> </ul> <p><b>Consumers and producers</b></p> <ul style="list-style-type: none"> <li>Identify the function of consumers and producers</li> </ul> <p><b>Inflation</b></p> <ul style="list-style-type: none"> <li>Enumerate different causes, types of inflation and scarcity.</li> <li>Identify the importance of taxes and government loans to pay for goods and services (roads, hospitals, schools, electricity etc.)</li> </ul> <p><b>Trade</b></p> <ul style="list-style-type: none"> <li>Define <b>trade, exports</b> and <b>imports</b>.</li> <li>Describe the importance of International Trade for the development of Pakistan.</li> <li>Identify major means of Transportation.</li> </ul>	<p><b>Activity 1:</b> Facilitate students in brainstorming and identifying occupations that fall within the ambit of services. Make a list and let individual students choose which service they would like to be in and why?</p> <p><b>Activity 2:</b> Students should ponder on and suggest activities in their own lives which they could extend to others as producers of services (for example, doing groceries for neighbours, delivering items, cleaning community members' houses or backyards, etc)</p>	<p><a href="http://easyscienceforkids.com/all-about-wheela/">http://easyscienceforkids.com/all-about-wheela/</a></p>

Themes	Grade V	Suggested Activities	Suggested links
	<p><b>Entrepreneurship</b></p> <ul style="list-style-type: none"> <li>• Describe the entrepreneurial mindset</li> <li>• Define and differentiate among types of entrepreneurial businesses.</li> <li>• Explain the different behaviors related to entrepreneurship and its usefulness</li> </ul> <p><b>Evolution of Money</b></p> <ul style="list-style-type: none"> <li>• Trace the history of coins and paper money in the sub-continent</li> <li>• Narrate with examples the evolution of money, trade via barter system before money was introduced</li> <li>• Identify the currencies of different countries.</li> <li>• Describe the role and importance of money in peoples' lives.</li> </ul> <p><b>Bank</b></p> <ul style="list-style-type: none"> <li>• Explain the role of Commercial Banks in the lives of individuals and businesses.</li> <li>• Identify the role of The State Bank of Pakistan.</li> </ul>	<p><b>Activity 3:</b> Students compile a list of 3 export items and 3 items that are imported to Pakistan. Ask them to find out why the Exports and Imports mechanisms exist?</p> <p><b>Activity 4:</b> (entrepreneurship): talk about simple innovations around students. Like the bicycle vendor who has a radio on his bike etc. Have the students come up with their own examples.</p> <p><b>Activity 5:</b> Ask students to find out who creates money (i.e. prints the currency notes). Also ask them where people keep their money?</p> <p><b>Activity 6:</b> Make a dummy bank and through role play show how transactions is are made in a bank.</p>	<p><a href="http://www.youtube.com/thehistoryofmoney(combined)">http://www.youtube.com/thehistoryofmoney(combined)</a></p> <p><a href="http://www.youtube.com/The history of Money">http://www.youtube.com/The history of Money</a></p>



**CHAPTER**



**INSTRUCTIONAL  
STRATEGIES**

## 4.1 TEACHING AND LEARNING

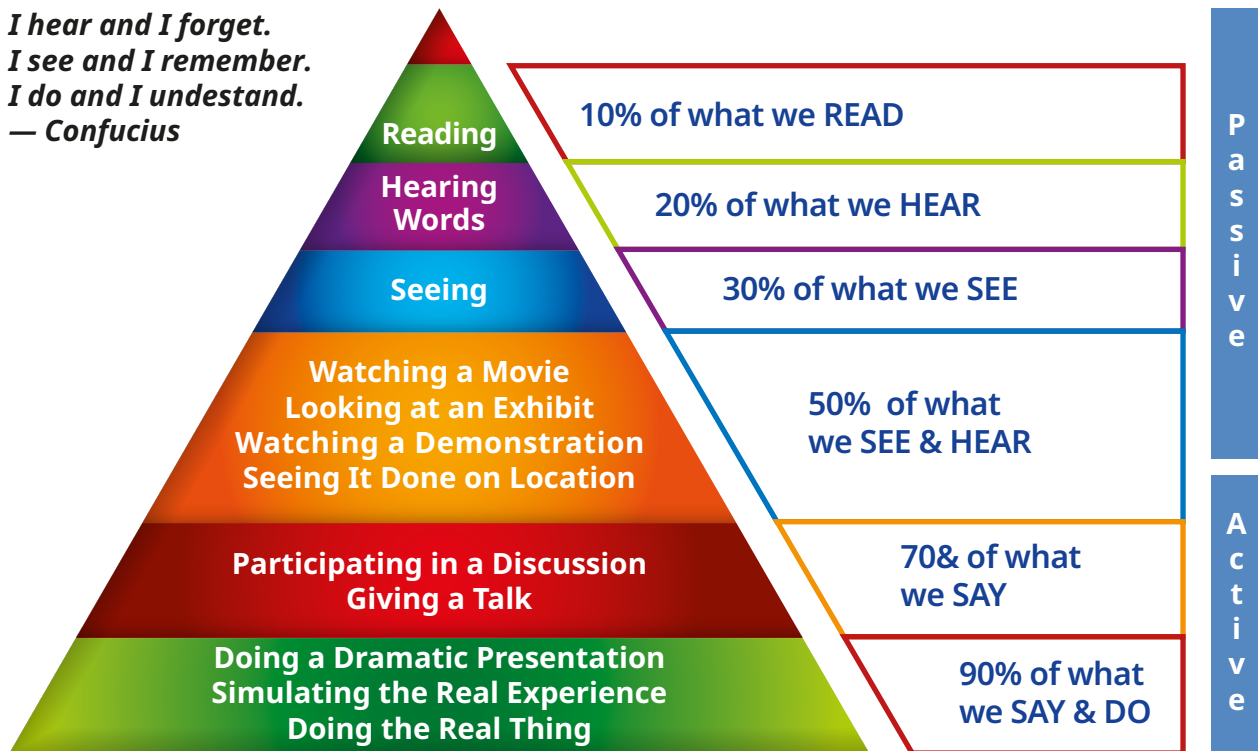
We encourage curriculum users to adopt participatory approaches to teaching as we believe that activity based, hands-on approach lie at the core of effective teaching and learning. Teaching and learning supports, encourages and provides meaningful environment to enhance students' skills and at the same time enable them to contextualize what they learn both in a given subject as well as to their longer-term future prospects.

### The Cone of Learning

sparkinsight.com

After 2 weeks,  
we tend to remember ...

*I hear and I forget.  
I see and I remember.  
I do and I understand.*  
— Confucius



Source: Edgar Dale (1969)

The Learning Pyramid

# TEACHING STRATEGIES

## A. Lecture Method

### ***An Effective Lecturing Strategy***

The basic purpose of lecturing is the dissemination of information. Therefore, lecturing is like spoon-feeding students without developing their power of reasoning unless used with different activities and exercises that call for students' participation. A carefully prepared lecture can stimulate students intellectually and facilitate learning. Using transitions or links ("therefore," "because," "as a result") show how pieces of lecture information relate to each other. Verbal or oral cues also alert students to more significant information. Inclusion of audiovisual aids / creative effective visuals, analogies, demonstration and example to reinforce the main points assist students' learning. Emphasizing objectives and key points in the beginning and sharing the outline with students further clarifies the purpose of the topic or lecture, which helps maintain the attention of students as the teacher covers those points and gives a summary of important points at the end of the lecture.

### ***Posing questions***

In order to keep students engaged in a lecture, ask a question at the end of each theme/subtopic. The teacher should devise some thought provoking questions applicable to real life scenarios. This can stimulate students' analytical thinking and learning process.

### ***Brain storming***

It is crucial to provide opportunities for active learning during any instruction, including lecture. Active learning allows students with the opportunity to practice using the lecture information and obtain feedback on the accuracy of their responses. During the lecture the teacher may ask questions that encourage students to use the insights and learning they should have gained from the lecture.

### ***Assessing students' learning from a lecture:***

Students' learning can be assessed through:

1. Group activities
2. Writing down reflections after the activity
3. Quizzes and written work
4. Class participation

## B. Learning by Discussion

Discussion is a unique form of group interaction where student's join to address a topic or question regarding something they need to understand, appreciate or decide. They exchange and examine different points of views, experiences, ideas, opinions, reactions and conclusions with one another during the discussion. There are several benefits of learning by discussion. Students increase their knowledge of the topic; explore a diversity of views which enables them to recognize and investigate their assumptions in the light of different perspectives; develop their communication competence, listen attentively, speak distinctly and learn the art of democratic discourse.

### ***Preparation for discussion***

Choose a question or a problem on a topic, framing it as an interrogative statement. For example, What are the major reasons or causes for the high rate of unemployment in developing countries? How can we stop discrimination against women in our country? It is important that students have some prior knowledge of the topic chosen for discussion. Effective ways of ensuring this are: asking students to read an article on the topic, interview concerned individuals, engage in observations and make their own conclusions based on the data they collect.

### ***Conducting the discussion***

Present the question verbally and in writing, give students time to think, and then start the discussion by repeating the question. While students share their own views write down all answers on the classroom board to keep track of the threads emerging and guide the discussion. It is also valuable to summarize ideas, conclusions and the general direction of the discussion which helps to ensure that everyone is following the development of ideas.

### ***Concluding the discussion***

Good discussions end with a summary so students know the important points that have been covered. In addition to showing students why the discussion is important to their learning, a summary provides an opportunity to fill in points not covered, and to praise the class for the quality of their responses. It should also allow for space for respect for disagreements and the concept of agreeing to disagree.

### ***Assessing students' learning from a discussion***

Discussion can provide teachers with an opportunity to assess students understanding of course material. Discussion allows students to actively participate in the learning process which makes learning more interesting and students are often more motivated when they are actively involved in using the course material. The knowledge, skills and values developed through discussion can be assessed during and after the discussion session by using different assessment strategies, for example a checklist. Assessment of learning through discussion should be based on students learning capabilities and way of expression.

## **C. Role-play**

Role-playing is a teaching strategy or technique that allows students to explore realistic situations by observing and interacting with other people and acting. Students explore, collect and learn the content being presented which can help develop research, problem-solving, communication, observational and social skills. Asking students to write role-playing content themselves can enable them to be more creative and to collect and process information more effectively.

### ***Conducting Role-plays***

#### ***Preparation for role-plays***

1. Determine the purpose of the role-play.
2. Write a role-play activity.
3. Determine the time duration for each role-play.
4. Develop a set of questions for the post role-play discussion.

#### ***Introducing students to role-plays***

1. Describe the role-play's purpose, story and problem briefly and clearly.
2. Select role-players.
3. Allow students enough time to read and understand their roles and prepare to enact it.
4. Involve the rest of the class by having them suggest questions for the discussion to follow.

### ***Enacting and monitoring the role-play***

While students are acting, ensure all sit quietly and observe the role-play. Students should be observed and necessary interventions made if some students are struggling with understanding the purpose or process of the role-play.

### ***Discussion following the role-play***

Discuss the role-play's content, observations, challenges and learning. Summarize the role-play, focusing on students' understanding.

### ***Assessing students' learning after a role-play***

Following the role-play, students can be asked to write a reflections assignment outlining the arguments in the discussion of an issue or problem faced by the character they were playing, or identifying the feelings, attitudes and perspectives of one of the characters. If students write the role-play scripts themselves, the teacher can assess the script for its content, ability to communicate an issue/problem, problem-solving skills, etc. Learners can be asked what they would do in the scenario of the role-play and why. They should also be asked how they would feel playing a different character in the role-play and why.

## **D. Cooperative Learning**

Cooperative learning is a strategy in which students work together in small groups to maximize their own and each others' learning. In cooperative classrooms students have two responsibilities:

- To learn and complete assigned task and,
- To make sure that all members of the group do so as well.

A score of academic, social and psychological benefits are associated with working collaboratively in groups such as improved self-esteem, increased on-task time, increased higher order thinking, better understanding of material, ability to work with others in groups and improved attitudes towards peers, school and teachers. Cooperative learning creates opportunities for students to use and master social skills necessary for living productive and satisfactory lives.

### ***Ways of using cooperative learning in the classroom***

#### ***Think-write-pair-share***

To begin think-write-pair-share you must first pose a question to the class that requires students to think critically.

- ✓ Think: Students 'think' alone about the answer to the question for a specified amount of time.
- ✓ Write: Students write their answers to show what that they thought about the question individually.
- ✓ Pair: Students 'pair' up with a partner to discuss the question, listen to and expand on one another's ideas.
- ✓ Share: Students 'share' their answers to the question with the entire class.

Think-write-pair-share structures are effective only when students participate equally, practice social skills, and individually demonstrate what they have learned from their partners.

## **Jigsaw**

Research indicates that students learn best when they teach others what they have learnt. Jigsaw is a method by which students learn and teach each other. It has four steps:

- ✓ Form cooperative groups called HOME groups. Each HOME group member is given different material to learn and teach to the rest of the group. For example, the first group member must learn page 1 of an assigned text, the second member page 2, etc.
- ✓ EXPERT groups are formed by grouping students with the same assigned material together. EXPERT group members must study their material together, and plan ways to teach the material to their HOME group members and check for understanding.
- ✓ Students return to their HOME groups and take turns teaching their HOME group members the material they were assigned with and are now experts on. The group goal is for every member of the group to master all the material presented.

## **Assessing students' learning in Cooperative/Collaborative learning**

Success on the academic task is assessed by randomly asking students questions, checking their work, or through individual tests or quizzes. For the social assessment tests, students are evaluated through teacher's observation and students' self-evaluation and group effectiveness. Peers may also evaluate each other in line with their particular mutual expectations. This is also likely to bring to light bullying or discrimination that may prevail within the classroom and develop students' awareness of these issues and how they can be eliminated from interaction in their daily lives.

## **E. Inquiry / investigation**

Inquiry/ investigation is a process of framing questions, gathering information, analyzing it and drawing conclusions. An inquiry classroom is one where students take responsibility for their learning and are required to be active participants, searching for knowledge, thinking critically and solving problems. The inquiry approach develops students' knowledge of the topic, enhance investigative /inquiry techniques, skills of questioning, hypothesizing, information gathering, critical thinking, analyzing the situations, reporting and presentation skills.

## **Assessing students' learning from an inquiry/investigation**

The outcome of an inquiry can be assessed through:

- Observation: students' abilities and skills can be observed during each stage of the inquiry/investigation. For example, you can observe a student conducting an interview, looking for relevant information in the library or making a graph. Teachers can provide detailed descriptive feedback to the students on their abilities and skills observed.
- Documents' analysis: Teacher can ask students to share anything they have documented during the process of inquiry, including notes made from material read, analysis of findings, etc. Teachers can give marks on the relevance of material accessed, and analysis of information etc.
- Written or oral presentations: written or oral presentations can be marked in terms of the quality of content, creativity in the presentations, ability to answer questions.

## **Teaching Learning Resources**

In most classrooms student-teacher interaction is limited to reading, writing and speaking. Students remember some of what they hear, much of what they read and more of what they see. Actual learning is assimilated when students experiment, remember and understand content. Because each student is unique and learns differently, some students must touch or do in order to experience learning. Using multiple and varied quality teaching learning resources are integral to a student's experience as they develop their multiple intelligences.

There are a number of teaching and learning materials required for effective teaching of particular subjects. It is important that the teachers review and ensure the quality of any additional resources. **For Social Studies, some examples of primary and secondary source material are: Maps/Globe (different kinds), case studies, novels, plays, radio programs, lectures, speeches, audio-video media, encyclopedias, documentaries, museums, and newspaper/news magazines.**

CHAPTER

**05**

**ASSESSMENT**



## 5.1 WHAT IS ASSESSMENT?

Assessment is a way of providing feedback to the various stakeholders in the education system and a way of communicating the expectations of that system to all concerned. Assessment in the classroom is a process that reveals what learners are learning, how they are learning and identifies potential obstacles to their optimal understanding. The results of assessment provides feedback to: students on how well they are meeting expectations; teachers with how well students are learning; educational authorities (head teachers and educational officers) with the effectiveness of the teaching and learning taking place; and policy makers on the effectiveness of policies, resources and the curriculum. Assessment of learning should be accessible and flexible and adapted by the teacher keeping in view students' learning outcomes. Assessment can be either formal or informal:

Formal Assessment	Informal Assessment
Usually involves a written document: a test, a quiz, an examination paper, written instructions.....	This often involves teacher reports, observations, inventories, checklists, portfolios of performance, evidence of participation, peer and self-evaluation, discussion
Often gives a numerical score or a grade, reflecting student performance	Often does not contribute to student final grade, despite being the valid and reliable being quite good.

Assessment can be criterion referenced or norm referenced

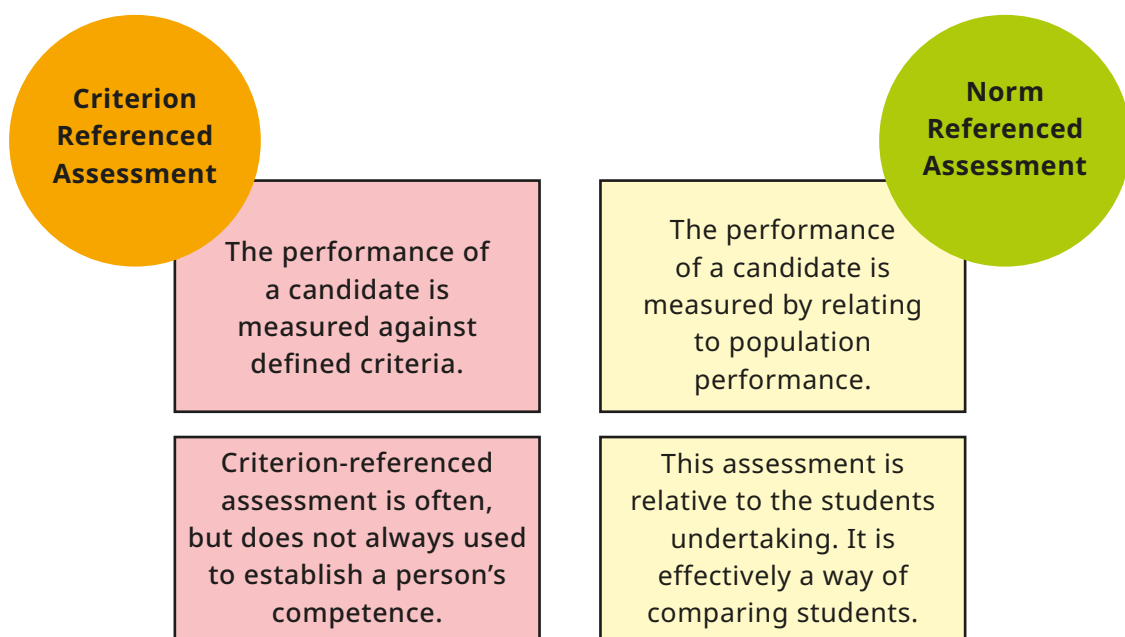


Figure 1. Bases of Comparison

## Key Questions about Assessment

Four key questions need to be addressed in assessment

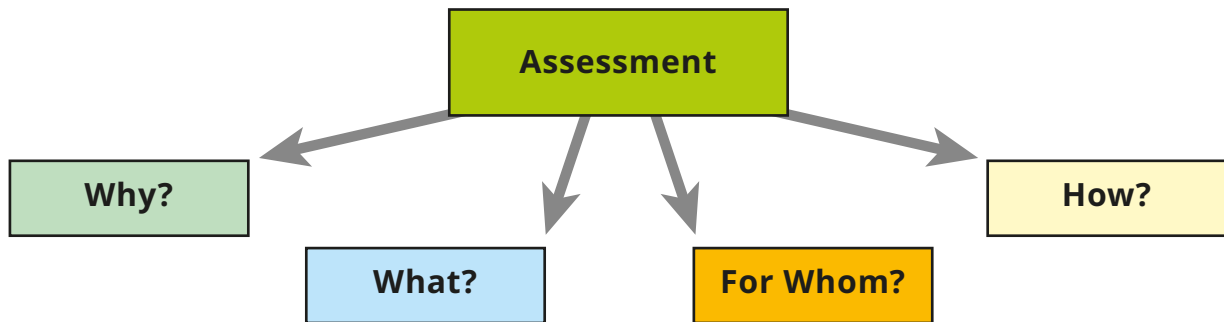


Figure 2. Key Question

## 5.2 TYPES OF ASSESSMENT

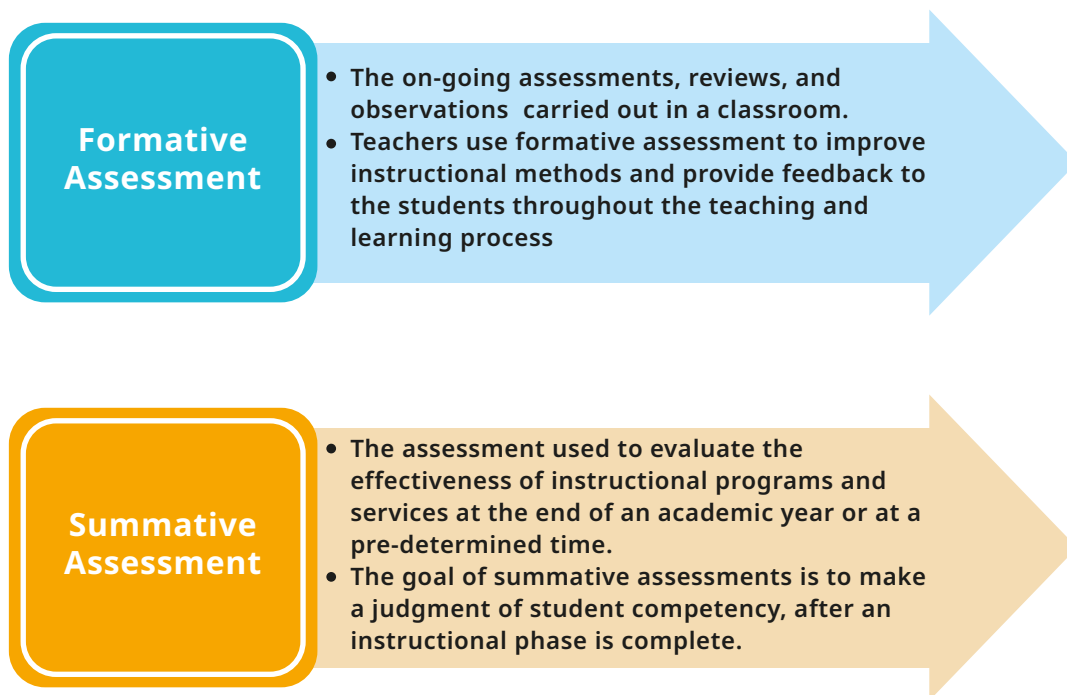


Figure 3. Bases of Comparison

**Note:** Formative and summative assessment of students' learning outcomes related to social studies should be flexible to obtain output from all learners keeping in view their capabilities.

### 5.3 COMMON FORMATIVE AND SUMMATIVE ASSESSMENTS

Formative Assessments	Summative Assessments
Anecdotal records	Final exams
Quizzes and essays	National tests (UPSR, PMR, SPM)
Diagnostic tests	Entrance exams

Figure 4. Common formative & summative assessments

#### Differences between Formative and Summative Assessments

Issue	Formative Assessments	Summative Assessments
Purpose	To improve quality of future performances	To determine quality of present performance
Required by	Assessee & Assessor (Student & Teacher)	Examining body
Performed by	Assessor (Teacher)	Evaluator (External examiner)
Observed by	Assessor (Teacher)	Evaluator (External examiner)
Criteria set by	Assessee & Assessor (Student & Teacher)	Examining body
User of Information	Assessee & Assessor (Student & Teacher)	Examining and admitting bodies & providers of jobs
Feedback	During or after a performance	After a performance
Basis of Feedback	Observations; strongest and weakest points	Level of quality based on a set standard
Contents of report	What made the quality of performance strong; how one might improve future performances	The quality of the performance, often compared to set standards

Table 3. Formative and summative assessment

#### Categories of Assessment

Assessment (either summative or formative) is often categorized as either objective or subjective.

*Objective tests: Harder to set, harder to make free of ambiguities, much faster to mark.*

*Subjective tests: Easier to set, easier to avoid ambiguities, much longer to mark.*

There is a huge range of objective and subjective assessment approaches (Table 34).

## Types of Objective and Subjective Assessments

Objective Formats	Comment	Other Formats	Comment
<i>Multiple Choice</i>	Almost completely useless as reliability is highly suspected. They tend only to indicate recall-recognition.	<i>Short Answer</i>	Can indicate what they know, can do or, to a limited extent, what they understand.
<i>True-false</i>	Very limited and open to an enormous extent of guessing.	<i>Extended answer</i>	Versatile, can be used to explore understanding, skills, thinking and evaluation.
<i>Matching items</i>	Tend only to recall-recognition.	<i>Practical Tests</i>	Can assess cognitive skills (as in mathematics procedures) as well as practical skills.
<i>Partial knowledge multiple choice</i>	More reliable, can be used to give some indication of understanding.	<i>Observation</i>	Very insightful but very difficult to reduce to scores.
<i>Structural Communication Grids</i>	Powerfully diagnostic, can measure many things but especially good at conceptual areas.	<i>Essay</i>	Can assess almost anything but the problem is how to mark fairly. Better marking methods now available.
<i>Electronic assessments</i>	A growing area, with huge potential.	<i>Dissertation</i>	Offers enormous scope. Good marking methods now available.
<i>Duly performed</i>	The completion of the task gives the credit. Enormous potential.	<i>Project</i>	This can reflect extended work and offers many insights. Good marking methods now available.
<i>Open book assessments:</i> Here all the information is available and the assessment tests how well the student can use the information			

**Table 4. Some objective and subjective assessment types**

According to McTighe and Ferrara (1994) the choice of the particular assessment methods for effective classroom assessment vary according to the purpose of the assessment, the content of the curriculum, and the age levels of the students etc. Regardless of the particular methods employed, **effective classroom assessment is guided by three fundamental principles that it should (i) promote learning, (ii) use multiple sources of information, and (iii) provide fair, valid and reliable information.**

## Framework of Assessment Approaches and Methods

SELECTED RESPONSE ITEMS	PERFORMANCE - BASED ASSESSMENTS			
	CONSTRUCTED RESPONSES	PRODUCTS	PERFORMANCES	PROCESS FOCUSED
<ul style="list-style-type: none"> <li><input type="checkbox"/> multiple-choice</li> <li><input type="checkbox"/> true-false</li> <li><input type="checkbox"/> matching</li> </ul>	<ul style="list-style-type: none"> <li><input type="checkbox"/> fill in the blank</li> <li><input type="checkbox"/> word (s)</li> <li><input type="checkbox"/> phrase(s)</li> <li><input type="checkbox"/> short answer</li> <li><input type="checkbox"/> sentence(s)</li> <li><input type="checkbox"/> paragraphs</li> <li><input type="checkbox"/> label a diagram</li> <li><input type="checkbox"/> 'show your work'</li> <li><input type="checkbox"/> visual representation</li> <li><input type="checkbox"/> web</li> <li><input type="checkbox"/> concept map</li> <li><input type="checkbox"/> flow chart</li> <li><input type="checkbox"/> graph/table</li> <li><input type="checkbox"/> matrix</li> <li><input type="checkbox"/> illustration</li> <li><input type="checkbox"/> multimedia</li> </ul>	<ul style="list-style-type: none"> <li><input type="checkbox"/> essay</li> <li><input type="checkbox"/> research paper</li> <li><input type="checkbox"/> log/journal</li> <li><input type="checkbox"/> lab report</li> <li><input type="checkbox"/> story/play</li> <li><input type="checkbox"/> poem</li> <li><input type="checkbox"/> portfolio</li> <li><input type="checkbox"/> art exhibit</li> <li><input type="checkbox"/> science project</li> <li><input type="checkbox"/> model</li> <li><input type="checkbox"/> video</li> <li><input type="checkbox"/> audiotape</li> <li><input type="checkbox"/> spreadsheet</li> </ul>	<ul style="list-style-type: none"> <li><input type="checkbox"/> oral presentation</li> <li><input type="checkbox"/> dance/movement</li> <li><input type="checkbox"/> science lab demonstration</li> <li><input type="checkbox"/> athletic competition</li> <li><input type="checkbox"/> dramatic reading</li> <li><input type="checkbox"/> enactment</li> <li><input type="checkbox"/> debate</li> <li><input type="checkbox"/> musical recital</li> </ul>	<ul style="list-style-type: none"> <li><input type="checkbox"/> oral questioning</li> <li><input type="checkbox"/> observation ("kid watching")</li> <li><input type="checkbox"/> interview</li> <li><input type="checkbox"/> conference</li> <li><input type="checkbox"/> process description</li> <li><input type="checkbox"/> "think aloud"</li> <li><input type="checkbox"/> learning log</li> </ul>

Source: Adopted from Mctighe and Ferrara (1994) National Educational Association

Self-assessment refers to students evaluating themselves. In self-evaluation of academic achievement, students rate their own performance in relation to established standards and criteria. Students may also be asked to answer questions that reveal their attitudes and beliefs about themselves or other students as a part of their self-reporting. Most teachers are aware of and generally use selected response, brief constructed response and essay items to assess students, because of teacher's familiarity with these.

### Performance-based Assessments

Performance-based assessments involve teachers observing and assessing students' demonstration of a skill/process and/or competency in creating a product/making a presentation as a result of a skill/process.

## Characteristics of performance-based assessments

- Students perform, create, construct, produce, or do something.
- Deep understanding and/ or higher order thinking skills are needed.
- Involves significant work that usually takes days/weeks to complete.
- Calls on students to explain, justify, and defend.
- Performance is directly observable.
- Involves engaging ideas of importance and substance.
- Criteria and standards are specified and explained to students along with the task.
- There is no single best product or correct process.
- Usually students work with real-world contexts and constraints.

Strengths and Weaknesses of Performance-based Assessment	
Strengths	Weaknesses
<ul style="list-style-type: none"> <li>• Can assess communication, presentation and psychomotor skills</li> <li>• Through products, can assess performance of process/skill, and also see what learning students got from it.</li> <li>• Teaching and learning students what got from it.</li> <li>• Students find real-life application and contexts engaging.</li> <li>• Provide a different way for students to show what they know and can do.</li> <li>• Students learn how to ask questions, and since such tasks often involve group work, to work effectively with others.</li> <li>• Emphasis on higher order thinking and application-allows in-ideas.</li> <li>• Forces teachers to establish specific criteria to identify successful performance.</li> <li>• Encourages re-examination of instructional goals and purpose of schooling.</li> </ul>	<ul style="list-style-type: none"> <li>• Scoring may be very subjective.</li> <li>• Inconsistent student performance across time may result in inaccurate conclusions.</li> <li>• Few samples of student's achievement.</li> <li>• Requires considerable teacher's time to prepare and student time to complete.</li> <li>• Difficult to plan for amount of time needed because students use new method, students work at different paces, and use different processes.</li> <li>• Cannot generalize proficiency to include other knowledge or skills.</li> <li>• Difficult with time constraints to give each student meaningful feedback at different times as they work on the process.</li> <li>• Needs significant energy and resources from both teachers and students.</li> </ul>

**Hints for creating, engaging, real-world performance-based tasks with real teaching and learning benefits** (teachers should be able to answer 'yes' to each checklist question).

- ✓ Is performance-based assessment appropriate for the given learning targets?
- ✓ What essential content and skills targets should be integrated?
- ✓ Are multiple targets included?
- ✓ Has the kind of task been decided/restricted? (Target a narrowly defined skill with a brief response) or extended (more complex, involve more skills and knowledge)?
- ✓ Have clear, detailed description of the task and its context been developed to indicate what process (es) and/or products(s) is / are wanted, whether work is individual or in groups, if help is allowed, what resources are needed, what the teacher's role will be?
- ✓ Does the task question given to students identify the context, the final outcome, what students should do, and the scoring criteria?
- ✓ Is the task feasible? Will students be able to complete it successfully?
- ✓ Are multiple products and processes possible so that exploration and judgment are necessary?
- ✓ Is the task integrating, challenging, stimulating, requiring inquiry and innovation?
- ✓ Is the task cyclic, with repeated performance-feedback-revision occurring?
- ✓ Does the task have long-term value beyond school?
- ✓ Are constraints for completing the task included?
- ✓ Are criteria for scoring included?

**Scoring Rubrics**

In performance-based assessment, teachers must be able to evaluate the process and/or the product. To do this validly, reliably and fairly, teachers must establish scoring rubrics and share these with students before they begin the task. Scoring rubrics consist of performance criteria and a way to rate it.

## **RUBRICS = PERFORMANCE CRITERIA + RATING**

What to score and what each score means (distinguish and describe different levels of quality)

- Are there important traits that are looked for in students' work or products?
- Can it be used to evaluate for student proficiency?
- Do these reflect learning targets, teachable and observable aspects of task?
- What essential features will I see if students have done the task excellently, averagely, poorly?

### **CHECKLIST**

- Teacher checks whether the criteria selected were present or not.

### **SCALE**

- Teacher checks the intensity of criteria (how good, how often, how much).

### **QUANTITATIVE**

### **QUALITATIVE**

(Uses brief verbal descriptions)

### **HOLISTIC**

- All criteria assessed but single score give overall impression
- Difficult to give feedback
- How to judge a student that is between two categories?

### **ANALYTIC**

- Each criteria checked and scored separately
- In-depth description of each criterion.

**Hints for writing and implementing Rubrics** (Teachers should be able to answer 'yes' to each checklist question).

- ✓ Do criteria focus on the most important aspects of the performance?
- ✓ Is the type of rating matched with purpose of the assessment?
- ✓ Are the traits directly observable? (Have criteria such as attitude, interest and effort, that are easily and objectively evaluated. Ensure that bias has been avoided?)
- ✓ Are the criteria understandable? (teachers can give students examples of work that shows criteria they are looking for)
- ✓ Are the traits clearly defined?
- ✓ Is bias minimized? (teachers can use colleagues' reviews and student's self-evaluation or peer evaluation)
- ✓ Is the scoring system feasible?



## ***Performance-based Task***

1. Ask students to pair up with a partner. Ask each pair to choose a social issue and collect information about it to prepare an oral presentation.
2. Provide each student a copy of the student handout, "Making an oral presentation" and ask students to prepare for their presentation using it as a guide. Encourage students to use a visual aid such as a chart, photographs, an OHP or power point. Remind students of the time for each presentation and that they should be prepared for a short question-answer session.
3. Encourage each pair to rehearse the presentation on their own or present it to their friends and get constructive feedback to improve" content, structure, time, clarity and audibility of voice and use of visual aids.
4. Have each pair make their oral presentations to the class. Encourage the audience (students) to listen to the presentations attentively. Provide each student with a copy of the student handout "peer evaluation of oral presentations" and ask them to evaluate the presentations of their fellow students, using the handout. Use the Teacher Resource "Evaluation of oral presentation" for evaluating the presentations and provide constructive feedback to each pair.

## ***Making an oral presentation***

1. Preparing an oral presentation:
  - Select a topic.
  - Identify the objectives.
  - Carry out research.
  - Make an outline, review it, add important information and remove the irrelevant one.
  - Make notes of important points on the cards to cover (These should serve as reminders only and are not to be read)
  - Plan an effective and interesting opening
  - Oral presentation must be adapted by the class teacher keeping in view students' level of output.
2. Practice:
  - Speak clearly and distinctly
  - Time the length of the report
  - Make sure you are audible
  - Vary your voice, according to need, and avoid monotonous pattern
  - Speak slowly rather than quickly, pausing occasionally
  - Practice in front of those who can give constructive feedback
3. Delivery of the presentation:
  - Look at the audience (establish eye contact)
  - Start slowly
  - Aim voice at someone at the back of the room
  - Be enthusiastic and confident since this helps keep the attention of the audience.

## Evaluation of Students' Oral Presentations using a rubric

Performance Criteria

Put a ( ) in the column when students demonstrate the skills	Students name	Students name	Students name
1. Introduction was short, clear and interesting			
2. Topic was clearly explained			
3. Used relevant information			
4. Used facts and examples to support claims			
5. Spoke clearly and distinctly			
6. Was confident throughout the presentation			
7. Maintained eye contact with the audience			
8. Used visual aids (charts, OHP, slides) effectively			
9. Handled questions and comments properly			
Note: this can be adapted as evaluation <ul style="list-style-type: none"> <li>• "Agree/Disagree/Don't know" for peer</li> <li>• Description and points for criteria 1-9 for analytic format</li> </ul>			

### Assessing Affective Traits and Dispositions

Attitudes, Values, motivation, social relationship, classroom environment, concept of one's own academic ability are effective traits and disposition which can be assessed through teacher observation, self-reporting and peer evaluation.

Teacher's observations are so common that they are often ignored as a form of assessment. However, teachers constantly observe and listen to students as they work. In addition, nonverbal communication, such as inattention, looks of frustration, and other cues, give greater insight than verbal feedback. Observation is also important in assessing performance tasks, classroom climate, teacher's effectiveness, and other dimensions of the classroom.

So, what is observation? Observation is watching, listening and recording what a student says and/or does. Planned observation focuses on specific behavior(s). It can be done as a spectator or as a participant. Observational tools include:

#### Anecdotal Tools

Anecdotal tools are ways of recording descriptions of what the student says and does. Anecdotal recording may be done as a spectator or as a participant. Three anecdotal tools, frequently used by teacher are:

#### At-A-Glance Sheet

At-A-Glance is a very brief anecdotal jotting made on each student on a regular basis (e.g., weekly). This tool is especially useful for doing a regular observational "scan" of all your students. It provides a format for recording very brief anecdotal observations on each student, and it allows you to see "at-a-glance" which of your student has not yet been observed. You should try for weekly observation of each student. An at-a-glance approach can be used for recording either planned or incidental observations. If you are using this as a new approach, start small! Target only a few students, and limit the number of behaviors you observe.

### **Checklist**

It is useful to have a listing of pre-selected behaviors/skills as a part of an assessment toolkit. After observing, the teacher checks off whether each item listed was shown or not shown.

### **Rating Scale**

Like the checklist, a rating scale is a listing of pre-selected behavior/skills. However, after observing, the teacher makes a decision about the degree or frequency with which each listed item was shown.

- Checklist same as in performance –based assessment (scoring rubrics)
- Rating Scale pre-selected behaviors to be observed are assessed, instead of performance criteria.

### **Strengths and Weaknesses**

- Requires background knowledge of individual students.
- Cannot gauge all behaviors for all students through just one observation – time must be invested.
- Especially useful for assessing young children, students needing special attention and in performance-based tasks (process).
- Done as a continuous process, gives deeper understanding into students' growth (or lack of it).
- Gives specific examples of actual, spontaneous behavior.
- Difficult to stay objective.
- Anecdotal recording is usually unstructured, unsystematic – especially if behaviors are not pre-selected.
- Tendency to emphasize on negative behavior.
- Helpful in planning and reporting instruction and outcomes.

**Hints** for better observation (Teachers should be able to answer 'yes' to each checklist question).

- ✓ Is observation appropriate to assess the behaviors specified?
- ✓ Are the behaviors to be focused on easily observable, clearly specified, and appropriate (considering students' age, background and grade)?
- ✓ Are the number of behaviors and students, to be observed manageable?
- ✓ Are unusual, positive and negative, absent behaviors also noted?
- ✓ Have all students been observed at some point?
- ✓ Has each student been observed at different times in different situation (so that exceptional behavior is not generalized)?
- ✓ Is the tool for observation (anecdotal, rating scale, checklist) appropriate for the specified behaviors?

CHAPTER

**06**

**GUIDELINE  
FOR WRITING A  
TEXTBOOK**

This Curriculum has been prepared to develop students' knowledge, skills and dispositions and encourages them to take actions to address personal & social issues.

To capture the true essence and spirit of this curriculum textbook writers require a new way of writing textbooks. The textbook author is free to decide the title of each chapter and can choose to cover Student Learning Outcomes (SLOs) from any themes in developing the content of a chapter.

The textbook author must also keep in mind that the entire range of SLOs cannot be addressed in the text (as if this is done it would lead students to simply memorize the text and not serve the purpose of implementing the curriculum in its true spirit). Many SLOs could be realized through questions and practical activities at the end of the chapter exercise.

For example, students could be given a question to predict future explorations & potential changes. Similarly, an activity could ask students to engage in an inquiry and prepare a tourist guide book as a product of the inquiry.

A textbook is an important teaching and learning resource and one of the most extensively used resources in Pakistani classrooms. Both the quality of content and physical attributes of textbooks have often been criticized. It is therefore important that both of them be improved.

### **6.1 Basic features of a textbook**

- The textbooks serve as a framework for teaching throughout the year.
- Must have accurate and up-to-date material
- The material must be sufficient to give students the knowledge they need to understand the concepts, develop the skills and engage in higher order thinking
- The material should help students understanding the world in which they live, prepare for exams, prepare for life, raise their standard.
- The materials must be mistake free so it can be trusted.
- The material must be unbiased.
- The book must be attractive and engaging
- Illustrations must vary from page to page.
- Activities suggested must vary from page to page.
- End-of-chapter exercises must vary from chapter to chapter. They should encourage students to think, develop skills and use information for a variety of purposes.
- Table of contents should ideally include subtopics.
- Index
- Glossary

- Introduction to textbook explaining how to use the textbook.
- Must be contextually relevant (feasible to use in classrooms, affordable, examples from context to increase relevance and meaning)

## **6.2 How to start writing a textbook**

### ***Planning***

- Decide on a topic (in relation to the Curriculum)
- Review the curriculum to identify learning outcomes that are to be met for each chapter.
- Decide on the key ideas to be included in each chapter
- Organize the key ideas
- Decide which facts and concepts are to be included, what vocabulary/terms will be used, what values and skills can be developed.
- Decide which illustrations are to be used and prepare an art brief for the illustrator and designer.
- Decide which activities would develop further understanding of the concepts

### ***Writing***

- Write as if talking to a group.
- Ensure accuracy and authenticity of facts
- Edit in line with Curriculum and the local teaching/learning environment
- Check to ensure that the meaning hasn't changed even if words have.
- Include activities and fun elements to engage students.

### ***Design***

- Designer finalizes layout of the text. Illustrator prepares illustration.
- To make writing and studying the textbook easy, color coding, different levels of heading, etc. can be used.

### ***Edit***

- Check clarity of illustration, captions, activities etc.
- Do they show what they are supposed to show?
- Do they add anything to the text?

### ***Review***

- Have peers (experts) review and provide critic-constructive feedback?
- Incorporate relevant feedback.

### ***Pilot test***

- Have teachers teach, observe and make changes as required.

### 6.3 Guidelines for writing a chapter

How to write

#### **Planning**

- Decide which learning outcomes the chapter will realize (put at the beginning of the chapter)
- Identify topics and subtopics that will be included (Develop outline)
- Decide on key ideas, facts, concepts, skills, values that can be developed.
- Decide potential illustrations
- Decide upon the activities – nature of activities that call student to do inquiry.

#### **Writing**

- Ensure that the content is up to date, accurate and developmentally appropriate.
- Inclusion of otherwise excluded (women, minorities, disabled, and other perspectives)
- Language should be consistent, culturally appropriate, non- disparaging, non-patronizing. It should also avoid stereotypes about any religion, ethnic group, sex, people of differing abilities or any other communities. Keep gender neutrality as a core principle. Ensure that it is grammatically correct and is vocabulary and style wise age appropriate
- Engage and hold readers' attention
- Recall previous learning, where possible, to ensure links and gradual buildup of concepts
- Structure writing, so that sentences are simple. For example, paragraphs deal with single idea etc.
- Write a summary/concept map at the end of chapter reviewing key knowledge and skills
- Decide illustrations required with relevance and aesthetics in mind, so they aid reading and comprehension
- End-of-chapter exercises:
  - ✓ Recall and integrate previous learning
  - ✓ Engage students and develop their creativity
  - ✓ Move from lower to higher order thinking
  - ✓ Develop multiple intelligences
  - ✓ Contextually relevant in keeping with local teaching and learning

#### **Instructions for the text book writers:**

It is strongly recommended that the writer's qualification must at least be M.Sc./M. A in the relevant subject. In case of integrated subjects, such as Social Studies, each section has to be written by the relevant subject expert. It will be of value in terms of relevance and effectiveness that the textbook writer be a working teacher and subject specialist. The book must contain the following.

- Info inbox
- Pictures and diagrams (relevant)
- Statistical diagrams
- Glossary

**Note:** In case of special students scoring criteria may be flexible and may be adapted by the class teacher accordingly. UDL is framework to accommodate all learners with special needs.

**Reviewed By:**

- Hamid Khan, Subject Specialist DCTE KP, Abbottabad
- Abdul Khaliq, Principal GHSS No.1 Kohat
- Babur Bashir, Subject Specialist DCTE KP, Abbottabad
- Muhammad Hanif, Subject Specialist GHSS Nawanshehr Abbottabad
- Sajid Salim, Subject Specialist GHSS No. 1 Mansehra

**Review Supervision:**

- **Mr. Gohar Ali Khan**  
Director, Curriculum and Teacher Education  
Khyber Pakhtunkhwa, Abbottabad

**Focal Person:**

- **Mr. Zulfiqar Khan Tanoli**  
Additional Director (C&TR), Directorate of Curriculum and Teacher Education  
Khyber Pakhtunkhwa, Abbottabad





**DIRECTORATE OF CURRICULUM AND TEACHER EDUCATION  
KHYBER PAKHTUNKHWA ABBOTTABAD**

Phone # 0992-385147 Fax # 0992-381527 (email director.dcte@kpese.gov.pk)

**NOTIFICATION**

**Dated Abbottabad the, 8<sup>th</sup> February, 2021**

**No. 694-711/AD (C&TR):** In pursuance of the following decisions of the Provincial Cabinet and recommendations of the Review Committees notified by this Directorate vide No. 5305-09 dated 01.12.2020:

- i. The Provincial Cabinet decision on the Agenda Item No "10", taken in its 39<sup>th</sup> meeting held on 21<sup>st</sup> July, 2020, regarding approval of the Concurrence of Single National Curriculum (SNC Pre I-V) developed by the Ministry of Federal Education & Professional Training, Islamabad (MoFE&PT), the minutes whereof circulated vide the Establishment & Administration Department (Cabinet Wing), Govt. of Khyber Pakhtunkhwa letter No. SOC (E&AD) 9-39/2020 dated 27<sup>th</sup> July 2020, conveyed through the Elementary & Secondary Education Department, Govt. of Khyber Pakhtunkhwa Peshawar letters No. SO (B/T) E&SE/8-5/2019/NEC dated 29<sup>th</sup> July, 2020.
- ii. The Provincial Cabinet decision on the Agenda Item No "23", Case No. 2021/49/23 (A), taken in its 49<sup>th</sup> meeting held on 27<sup>th</sup> January, 2021 regarding in principal approval of the adoption of the National Curriculum with modifications/additions recommended by DCTE for notification as Curricula (Grades Pre I-V) for all educational institutions in Khyber Pakhtunkhwa, the minutes whereof circulated vide the E& AD (Cabinet Wing), Govt. of Khyber Pakhtunkhwa letter No. SOC (E&AD) 9-49/2020 dated 1<sup>st</sup> February, 2021, conveyed through the E& SED, Govt. of Khyber Pakhtunkhwa letter No. SO (B/T) E&SE/8-5/SNC dated 04.02.2021.

Consequently, the Directorate of Curriculum & Teacher Education Khyber Pakhtunkhwa Abbottabad, being the Competent Authority under the Khyber Pakhtunkhwa Supervision of Curricula, Textbooks and Maintenance of Standards of Education Act. 2011, has been pleased to notify the Eight (08) Subject Curricula, as reflected here-under, for Grades Pre I-V for Academic Year 2021-22 & onward:

1. Early Childhood and Care Education (ECCE)	2. Urdu	3. Mathematics
4. English	5. General Knowledge	6. Islamiyat
	7. General Science	8. Social Studies

2. All the educational intuitions in Khyber Pakhtunkhwa shall follow the Curricula 2020, Textbooks subsequently revised/developed and duly approved by the Directorate of Curriculum and Teacher Education (DCTE) Khyber Pakhtunkhwa, Abbottabad.
3. The Khyber Pakhtunkhwa Textbook Board shall develop/revise the Textbooks from Grades Pre I-V as per Curricula 2020 in the light of existing rules and policies.
4. All Publishers shall obtain prior approval/NOC for publishing Textbooks and Supplementary Reading Materials develop/revise based on the Curricula 2020 (Grades Pre I-V) from DCTE Khyber Pakhtunkhwa Abbottabad for circulation in the educational institutions of Khyber Pakhtunkhwa and Newly Merged Districts.
5. Provincial Institute for Teacher Education, Fata Institute for Teacher Education, Regional Institutes for Teacher Education, Elementary Colleges of Khyber Pakhtunkhwa and all Development Partners shall align all of their training manuals/materials with the Curriculum 2020 and the Textbooks developed thereof.
6. In case of non-compliance, the institutions/ firms at fault shall be proceeded against under Section (4) of the Khyber Pakhtunkhwa Supervision of Curricula, Textbooks and Maintenance of Standard of Education Act. 2011.

**DIRECTOR**

Endst: of even No. & Date.

**Copy forwarded for information and necessary action to the:**

1. Secretary to Government of Khyber Pakhtunkhwa E&SE Department, Peshawar
2. Director, Elementary & Secondary Education Khyber Pakhtunkhwa, Peshawar
3. Chairman, Khyber Pakhtunkhwa Textbook Board Hayatabad, Peshawar
4. Director General, Information & Public Relations Khyber Pakhtunkhwa, Peshawar
5. Director General Education Monitoring Authority Shami Road Peshawar
6. Managing Director, Elementary & Secondary Education Foundation Hayatabad, Peshawar
7. Managing Director Private School Regulatory Authority University Town Peshawar
8. Director, EMIS E&SE Department Peshawar, with the request to upload on the w/site of E&SED
9. Comptroller Government Printing Press Peshawar.
10. PSO to Chief Secretary Khyber Pakhtunkhwa, Peshawar
11. P.S to Principal Secretary to Chief Minister Government of Khyber Pakhtunkhwa C.M Secretariat Peshawar
12. All District Education Officers (M&F) in Khyber Pakhtunkhwa and Newly Merged Districts
13. Director, PITE & FITE Peshawar & Jamrud
14. All Development Partners working in Education Sector Khyber Pakhtunkhwa
15. All Principal RITEs /Elementary Colleges (M&F) in Khyber Pakhtunkhwa
16. Taj Mohammad Section Officer (Cabinet) E&AD Government of Khyber Pakhtunkhwa Peshawar
17. P.S to Minister for Elementary & Secondary Education Khyber Pakhtunkhwa Peshawar
18. P.S to Director, Local Directorate

  
**Additional Director (C&TR)**



**Directorate of Curriculum and Teacher Education**  
Khyber Pakhtunkhwa Abbottabad