

National Curriculum for

# **HISTORY OF MODERN WORLD**

Grades XI – XII

2010

**GOVERNMENT OF PAKISTAN  
MINISTRY OF EDUCATION  
ISLAMABAD**



National Curriculum for  
**History of Modern World**

Grade XI-XII

**2010**



GOVERNMENT OF PAKISTAN  
MINISTRY OF EDUCATION  
ISLAMABAD

# Table of Contents

<b>Section 1: Introduction</b> .....	<b>1</b>
Aims and Objectives .....	2
<b>Section 2: Student Learning Outcomes</b> .....	<b>4</b>
<b>Section 3: Instructional Strategies</b> .....	<b>14</b>
Effective Lecturing Strategy .....	15
Discussion.....	16
Cooperative Learning.....	17
Inquiry/Investigation .....	18
<b>Section 4: Assessment</b> .....	<b>20</b>
Selected Response .....	21
Constructed Response.....	23
<b>Section 5: Guideline for Developing Teaching Learning Resources</b> .....	<b>26</b>
Guideline for Writing a Textbook .....	27
Guideline of Teacher’s Guide.....	27
Guideline for Writing a Workbook.....	28
Other Educational Resources .....	29
<b>Section 6: Curriculum Development Team</b> .....	<b>31</b>

# Section 1

## Introduction

---

The world has reached modern age through various historical phases of different nations and civilizations. With this the subject of history has reached the international approach which shows that each nation is in need of the support and cooperation of the others. With the passage of time the need of international approach became need of the time. First historians in this line were the Muslims like Ibn Khaldun, Masudi, Alberuni and many others who approached the subject of history with an international perspective. This approach started in the 10<sup>th</sup> century A.D. and continued upto 16<sup>th</sup> century. The European historian took the next step to make the subject of history of not only presentation of facts but making it more objective than what was done by the earlier historians. The writing of these historians has helped in the evolution of global thought and society. As the world has turned globalized, chiefly because of inter-dependence of states over the past several decades, it has become rather indispensable for the Pakistani students to look beyond the national boundaries. By doing so they would be far better equipped to understand the on-going challenges confronting Pakistan from a broader perspective.

In conformity with this contextual background, the Curriculum Wing of the Ministry of Education, Islamabad, in consultation with experts in the field has introduced comprehensive course on the 'History of the Modern World' for the students of 11<sup>th</sup> and 12<sup>th</sup> grades. In the newly prescribed syllabus, all the major themes have been systematically arranged from the emergence of modernity in Europe to the most recent major episodes of History and their implications. All the principal events of Modern History have also been included and their conceptual underpinnings provided. The revolutions, nationalism, colonialism and its multiple manifestations, world wars, peace treaties and mechanism to resolve conflicts and ensure peace during the cold war era, the snowballing trend towards globalization are some of the more significant

themes of this syllabus. In order to provide a modicum of clarity to it, the contents have been put together in a temporal sequence before they are explicated further by putting them sub-content-wise. Thus serious effort has been made to materially upgrade the level of both the teacher and the taught which of course is absolutely vital to notch up the competitive edge in an era in which knowledge is deemed as the biggest resource and the source of power.

To accomplish this all too important task of national importance, academics from the major universities, colleges and institutions of Pakistan met and deliberated long and hard for several days on these themes. And as results of their sustained efforts, the major contents, sub-contents have been conceived and the Students Learning Outcomes (SLOs) set up, and were incorporated in the syllabus at appropriate places. In its present form, thus, the syllabus of “The History of the Modern World” is not only comprehensive but also equips the students to comprehend and assess the march of History through the ages.

## Aims and Objectives

---

The main aims of this curriculum are to:

- understand the value of life and normative pattern of behavior through the transmission of historical knowledge.
- acquaint the students with the historical major events and movements of the modern world.
- analyze the factors leading to the disintegration of Empires and emergence of Nation States.
- acquaint the students with the causes of First and Second World Wars and their consequences..
- impart adequate understanding to the students about the regional and trans-regional conflicts, and endeavors for conflict resolutions.
- understand various strands of nationalism and the emergence of nation states in Asia.

- acquaint the students with the struggle against the Apartheid in Africa and elsewhere.
- facilitate understanding of the Cold War and its consequences.
- understand the importance and role of international organizations.
- assess the place and role of Pakistan in the modern world.

## Student Learning Outcomes

---

### Chapter I: Dawn of Modern Age

	Contents	Student Learning Outcomes
1.	<b>Rise of Nationalism in Europe:</b>	<p><b>Students will be able to:</b></p> <ul style="list-style-type: none"> <li>- Define Nationalism, its attributes and conceptual variations.</li> <li>- Discuss the crystallization of the nationalist Freedom Movements in Europe.</li> </ul>
2.	<b>American War of Independence:</b>	<ul style="list-style-type: none"> <li>- Discuss the causes, the course and the consequences of the American War of Independence.</li> </ul>
3.	<p><b>French Revolution:</b></p> <ul style="list-style-type: none"> <li>▪ Napoleonic Era</li> </ul>	<ul style="list-style-type: none"> <li>- Identify the religious, political and economic causes of the French Revolution.</li> <li>- Discuss the respective roles of the Nazi clergy, the nobility and the third estates.</li> <li>- Discuss the impact of the French Revolution on the European political landscape.</li> <li>- Describe the rise of Napoleon Bonaparte.</li> <li>- Discuss the important events of Napoleonic era.</li> </ul>

4.	<b>Industrial Revolution:</b>	<ul style="list-style-type: none"> <li>- Discuss the dynamics of the Industrial Revolution in England.</li> <li>- Discuss the role of Industrial Revolution in the transformation of Western society and its mindset.</li> </ul>
5.	<b>Colonialism:</b>	<ul style="list-style-type: none"> <li>- Discuss the changes in technology, the means of production and the rise of capitalism.</li> <li>- Delineate the origin, evolution and multiple manifestations of colonialism.</li> <li>- Discuss the colonization process in Asia and Africa: 1) British, 2) Other European Powers.</li> </ul>



## Chapter II: Disintegration of Empires and Emergence of Nation States in Europe

	Contents	Student Learning Outcomes
1.	<p><b>Europe in Transition:</b></p> <ul style="list-style-type: none"> <li>▪ Ottoman Empire</li> <li>▪ Austro-Hungarian Empire</li> </ul>	<p><b>Students will be able to:</b></p> <ul style="list-style-type: none"> <li>- Discuss the contribution of Ottoman in art and architecture</li> <li>- Discuss the political landscape of Europe during the post Napoleon Era.</li> <li>- Discuss the policies devised by the Austro-Hungarian Empire thwarting objectives impending the revolutionary movements in Europe.</li> </ul>
2.	<b>Congress of Vienna</b>	<ul style="list-style-type: none"> <li>- Discuss the salient features of the Congress of Vienna.</li> </ul>
3.	<p><b>Metternich Era (1815-1848)</b></p> <ul style="list-style-type: none"> <li>▪ Unification of Italy:</li> <li>▪ Unification of Germany:</li> </ul>	<ul style="list-style-type: none"> <li>- Discuss the role of Metternich in the affairs of European continent during 1815-1848.</li> <li>- Delineate the rise of nationalist movements in European periphery of the Ottoman Empire (Greece, Romania, Albania, Bulgaria, and Hungary).</li> <li>- Discuss the causes of the decline of the Ottoman Empire.</li> <li>- Identify the events leading to the unification of Italy.</li> <li>- Discuss the critical factors in the rise of the Prussian Nationalism.</li> <li>- Discuss the role of Bismarck in forging unity and consolidating Germany.</li> </ul>

### Chapter III: World Wars and their Impact

	Contents	Student Learning Outcomes
1.	<b>Rise of Soviet Union:</b>	<p><b>Students will be able to:</b></p> <ul style="list-style-type: none"> <li>- Elucidate the causes and the course of events leading to the outbreak of Bolshevik Revolution in October 1917.</li> <li>- Pinpoint the early difficulties encountered by the Soviet Union during 1917-1924.</li> </ul>
2.	<b>World War I:</b>	<ul style="list-style-type: none"> <li>- Discuss the causes, main events, and consequences of World War I.</li> <li>- Discuss the salient features of the Treaty of Versailles and its after effects.</li> </ul>
3.	<b>League of Nations:</b>	<ul style="list-style-type: none"> <li>- Discuss the formation, main organs and the role of League of Nations during 1919-1939.</li> </ul>
4.	<b>Rise of Dictatorships: Italy, Germany, Russia, and Spain in Europe:</b>	<ul style="list-style-type: none"> <li>- Explain various patterns of dictatorship in Italy (Mussolini), Germany (Hitler), Soviet Union (Stalin), and Spain (Gen. Franco).</li> </ul>
5.	<b>World War II:</b>	<ul style="list-style-type: none"> <li>- Discuss the immediate causes, major events and impact of World War II.</li> </ul>
6.	<b>Emergence of United Nations:</b>	<ul style="list-style-type: none"> <li>- Discuss the origin and formation of the United Nations.</li> <li>- Discuss the structure and functions of the United Nations.</li> </ul>

## Chapter IV: Freedom Movements and Decolonization in Afro-Asia

	Contents	Student Learning Outcomes
1.	<p><b>Rise of Nationalism in Asia:</b></p> <ul style="list-style-type: none"> <li>▪ Russo-Japanese War 1904</li> <li>▪ Indian Nationalism in British India</li> <li>▪ Muslim Nationalism in British India</li> <li>▪ Arab Nationalism</li> <li>▪ Rise of Modern China</li> <li>▪ Emergence of Modern Japan as an Economic Power.</li> </ul>	<p><b>Students will be able to:</b></p> <ul style="list-style-type: none"> <li>- Discuss the significance of the Russo-Japanese War in 1904.</li> <li>- Trace the roots, growth and consolidation of Indian Nationalism.</li> <li>- Discuss the birth, growth and consolidation of the Muslim Nationalism in British India.</li> <li>- Analyze the struggle of freedom against the British launched in different areas constituting Pakistan.</li> <li>- Delineate the genesis and crystallization of Arab Nationalism in the Middle East after World War II.</li> <li>- Trace out the events leading to the Chinese Revolution in 1949.</li> <li>- Delineate the role of Mao Tse Tung and Chug En Lai in consolidating China as a World Power.</li> <li>- Discuss the emergence of Japan as an Economic Power after World War II.</li> </ul>
2.	<p><b>Struggle against Apartheid in South Africa:</b></p>	<ul style="list-style-type: none"> <li>- Explain the struggle against the Apartheid in South Africa.</li> </ul>

## Chapter V: International Organizations

	Contents	Student Learning Outcomes
1.	<b>ASEAN ( Association of South East Asian Nations)</b>	<b>Students will be able to:</b> These organizations are to be dealt with in the light of the following: <ul style="list-style-type: none"> <li>- Establishment and Structure</li> <li>- Aims and Objectives</li> <li>- Challenges and Prospects</li> <li>- Achievements and Failures.</li> </ul>
2.	<b>OAS (Organisation of African States)</b>	
3.	<b>SAARC (South Asian Association for Regional Co-operation)</b>	
4.	<b>GCC (Gulf Co-operation Council)</b>	
5.	<b>OIC (Organisation of Islamic Countries)</b>	
6.	<b>ECO (Economic Co-operation Organisation)</b>	
7.	<b>Arab League</b>	
8.	<b>SCO (Shanghai Co-operation Organisation)</b>	
9.	<b>European Union</b>	

## Chapter VI: Cold War and Bipolar World

	Contents	Student Learning Outcomes
1.	<b>Cold War and Defense Alliances: NATO (North Atlantic Treaty Organisation), WARSAW PACT, SEATO (South East Asia Treaty Organisation), CENTO (Central Treaty Organisation).</b>	<p><b>Students will be able to:</b></p> <ul style="list-style-type: none"> <li>- Discuss the conceptual impact of Cold War on World Politics.</li> <li>- These Defense Alliances are to be dealt with in the light of the following:               <ul style="list-style-type: none"> <li>i. Establishment and Structure</li> <li>ii. Aims and Objectives</li> <li>iii. Achievements and Failures</li> <li>iv. Challenges and Prospects.</li> </ul> </li> </ul>
2.	<b>USA as World Power</b>	<ul style="list-style-type: none"> <li>- Trace the rise of the United States of America as Super Power in Cold War Era.</li> </ul>
3.	<b>USSR as World Power</b>	<ul style="list-style-type: none"> <li>- Discuss the major factors and forces leading to disintegration of the USSR.</li> <li>- Describe the impact of USSR's disintegration on the World Politics.</li> </ul>
4.	<b>Disintegration of USSR (Union of Soviet Socialist Republics) and its impact.</b>	<ul style="list-style-type: none"> <li>- Delineate the submergence of Eastern Europe under Soviet Umbrella and the emergence of Soviet Union as World Power in Post-War World.</li> </ul>
5.	<b>Islamic Revolution in Iran</b>	<ul style="list-style-type: none"> <li>- Trace out the roots, growth and consolidation of Islamic Revolution in Iran.</li> <li>- Discuss the significance of Islamic Revolution in Iran in regional and world politics.</li> </ul>

## Chapter VII: Regional Disputes and Issues affecting World Politics

	Contents	Student Learning Outcomes
1.	<b>Palestine Issue</b>	<b>Students will be able to:</b> The regional disputes and issues affecting global politics are to be discussed in the light of the following:  i. Historical Perspective  ii. Nature of the Issue or dispute  iii. Present Status  iv. Significance in World Perspective
2.	<b>Kashmir Dispute</b>	
3.	<b>Cyprus Issue</b>	

## Chapter VIII: Pakistan in the Modern World

	Contents	Student Learning Outcomes
1.	<b>Pakistan: Geo-strategic location</b>	<b>Students will be able to:</b> <ul style="list-style-type: none"><li>- Discuss the major attributes and imperatives of Pakistan's geo-strategic location.</li></ul>
2.	<b>Pakistan: Human and Material Resources</b>	<ul style="list-style-type: none"><li>- Delineate the human and material resources of Pakistan.</li></ul>
3.	<b>Pakistan's Relations with the Neighboring Countries.</b>	<ul style="list-style-type: none"><li>- Discuss Pakistan's relations with the major World Powers – USA, UK, Germany, Japan, France and Russia.</li></ul>
4.	<b>Pakistan and World Powers</b>	<ul style="list-style-type: none"><li>- Discuss Pakistan's relations with the Muslim World – Saudi Arabia, Syria, Turkey, Gulf States, Egypt, Libya, Iraq, Indonesia, Malaysia and Bangladesh.</li></ul>
5.	<b>Pakistan and the Muslim World</b>	<ul style="list-style-type: none"><li>- Discuss Pakistan's relations with the neighboring countries – Afghanistan, China, Iran and India.</li></ul>

## Instructional Strategies

---

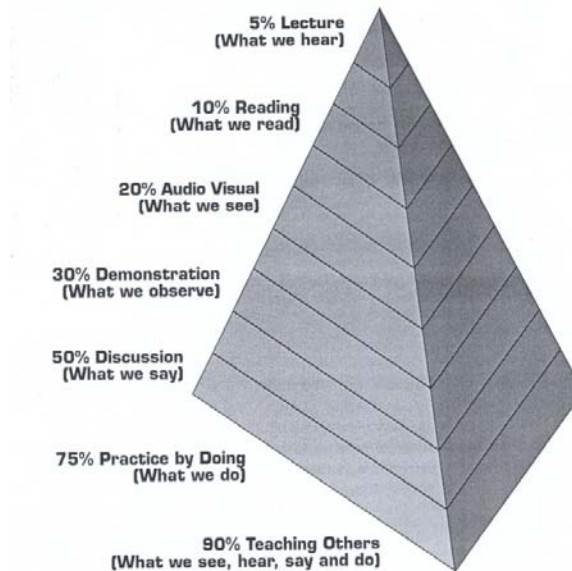
In most Pakistani classrooms teaching and learning follows what Freire (1970) calls “The banking concept of education” in which teachers “transmit” textbook facts to students who are expected to memorize and reproduce these facts in examinations. This practice has become highly ingrained especially in higher classes and teachers feel that methods of lecture and recitation (teacher asks questions and student answers) are a good way of teaching the large number of students in their classrooms and assessing students ability to memorize textbook facts to ensure they do well in examinations.

While it is important that teachers ensure students do well in examinations, it is also necessary that the education provided prepares students for life in a modern society, enhances students’ chances of receiving higher education and employability and develops their social consciousness so that they become agents of positive social change.

So, there are many reasons for using instructional strategies other than lecture and recitation. First, research shows that students learn very little (5%) when taught through the lecture method. However, as their active intellectual engagement in the learning process increases they retain more of their learning. Second, living in the information age where knowledge is growing exponentially and facts are available at the click of a button students need to learn “how to learn”. Third, many instructional strategies besides facilitating students’ academic learning also aid development of a number of skills and values and promote their psychological health preparing them for the varied roles they will play in today’s society. Finally in any class of students there will be a range of interests, abilities and styles learning. Varying the teaching strategies will address these differences allowing all children to learn.



## The Learning Pyramid: Outcomes for Traditional Learning Methodology vs. Outcomes for Active / Experiential Learning Methodology



This section begins with the lecture methods as teachers are most familiar with and suggests ways to encourage students' participation in a lecture to improve learning.

## Effective Lecturing Strategy

---

A lecture is a method in which, the teacher transmits ideas, concepts and information to the students. A lecture allows teachers to transmit knowledge and explain key concepts in a limited time to a large group of students. The lack of active intellectual engagement by students could make the lecture boring so that students lose interest which hinders learning. If used with different activities and exercises that call for students participation, the lecture can stimulate students intellectually and facilitate learning.

To deliver an effective lecture, the teacher must plan it and identify the purpose of the lecture. In a classic lecture structure, the teacher outlines the purpose of the lecture and the main themes/subtopics that will be covered. Each theme/subtopic is then explained with examples. At the end, the teacher summarizes each theme/subtopic and concludes the lecture. A lecture can be made more effective by the use of diagrams, photos, graphics, etc. using charts, an overhead or multimedia projector.

In order to keep students engaged in a lecture, teachers should ask a question at the end of each theme/subtopic and give time to the students to come up with the answer, call on a few students to share their answers, sum up and move on. Some students out of fear of giving an incorrect response may not answer. To increase students participation use the Think-Pair-Share strategy; students think individually, share ideas with a colleague and then with the class.

Before the lecture ask students if they want to share questions they want answers to and tailor the lecture to answer them. Encourage students to ask questions on completion of each theme/subtopic. Students' questions can be answered by the teacher or directed to the students inviting them to answer.

#### Assessing Students' Learning in a lecture method

Students' learning can be assessed by asking students to answer questions orally or fill in a 'one-minute' worksheet which asks them to write down the 2-3 most important things they learnt in the lecture. Alternatively, students' notes on a lecture can be reviewed. A few days later a test could be given to find out what students learnt.

## Discussion

---

Discussion is a unique form of group interaction where students join together to address a topic or questions regarding something they need to understand, appreciate or decide. They exchange and examine different views, experiences, ideas, opinions, reactions and conclusions with one another during the discussion. There are several benefits of discussion. Students increase their knowledge of the topic; explore a diversity of views which enables them to recognize and investigate their assumptions in the light of different perspectives; develop their communicative competence, listen attentively, speak distinctly and learn the art of democratic discourse.

Teachers need to plan a discussion carefully by reviewing the material and choosing a question or a problem on a topic, framing it as interrogative question instead of a statement or a phrase. It is important that students have some knowledge of the topic chosen for discussion. Good ways of ensuring this are: asking students to read on the topic, interview concerned individuals, and engage in observation.

Teachers can start by presenting the question orally and in writing it on the board to enable students to read and understand the question. Give students time to think and note down ideas in response to the question. During the discussion, ask probing questions such as “Why do you think?” “Can you elaborate further?” Or draw a conclusion and raise a new but related question. Give students the opportunity to participate and contribute to the discussion.

Conclude the discussion by summarizing all the ideas shared and identifying questions for further inquiry or discussion. Summaries should be short but accurate.

### ***Assessing Students Learning from a Discussion***

The knowledge, skills and values developed through discussion can be assessed using different assessment strategies. Use a checklist to record the presence or absence of desired behaviours such as presentation of factual research-based information, seeking clarifications, extending an idea presented, questioning one’s assumptions, listening attentively, communicating clearly and openly and respecting others. Based on data the teacher can give feedback to the students for improvement. If the purpose is to assess students’ knowledge and understanding, students could be asked to write an essay on the topic or answer test questions.

## **Cooperative Learning**

---

Cooperative learning is a strategy in which students work together in small groups to maximize their own and each others’ learning. In cooperative classrooms students have two responsibilities: (i) to learn and complete assigned material and, (ii) to make sure that all members of the group do so as well. A score of *academic, social and psychological* benefits are associated with working collaboratively in groups such as improved self-esteem, increased on-task time, increased higher order thinking, better understanding of material, ability to work with others in groups and improved attitudes towards school and teachers. Cooperative learning creates opportunities for students to use and master social skills necessary for living productive and satisfying lives.

### ***How are students assessed in cooperative learning?***

Success on the academic task is assessed by randomly asking students questions, checking their work, or through individual tests or quizzes. For the social skills task, students are evaluated through teacher observation and students’ evaluation of their own and group effectiveness.

# Inquiry/Investigation

---

Inquiry/investigation is a process of framing questions, gathering information, analyzing it and drawing conclusions. An inquiry classroom is one where students take responsibility for their learning and are required to be active participants, searching for knowledge, thinking critically and solving problems. Inquiry develops students' knowledge of the topic of investigation, inquiry, skills of questioning, hypothesizing, information gathering, critical thinking and presentation. They are also disposed to engaging in inquiry, open-mindedness and continuing their learning.

## ***Teaching students to conduct an inquiry investigation***

There are two main types of inquiry: knowledge-based inquiry and problem-based inquiry/investigation. Knowledge-based inquiry enables students to enhance their knowledge and understanding of content. Problem-based inquiry/investigation encourages study of social and scientific problems. If the study could lead to social action work with students to engage in responsible action.

There are a number of steps in conducting an inquiry/investigation. Each step is described below and an example of a knowledge inquiry and scientific investigation is provided below:

Choose a topic and have students frame inquiry questions(s) based on the topic or plan an investigation by developing materials yourself

Have students formulate a hypothesis, i.e. provide possible explanations or educated guesses in answer to the questions.

1. Help students plan the inquiry. For example:
  - What is the best place to find information on the topic/What is the best way to gather data to solve the problem?
  - How to allocate time?
  - Whom to consult?
2. Help students locate information/gather data. For example:  
[Teachers are required to give relevant example(s)]
3. Have students record information as they find it. For example:  
Students using books should note main idea and supporting evidence (Note down the reference for future use) or students can record the interview of a community member.

4. Help students evaluate their findings and draw conclusions. Students should look for relationships in the information gathered, analyze the information and try to answer the inquiry question. Teach them to support their opinions with evidence from their data. For example:
5. Have students communicate their findings in creative ways, written, oral and visual. For example, as a poster, article, talk show, role-play, etc. for example:

If the study could result in a social action move it forward to have students take informed and responsible actions.

6. Encourage student to suggest possible action based on findings. Select actions that are doable. Look at possible consequences of each action. Choose the best action. For example:
7. Make an action plan and carry out the action. For example:  
[Teachers are required to give relevant example(s)]
8. Reflect on the success/challenges of the action.

### ***Assessing learning from an inquiry/investigation***

The process as well as products of an inquiry. Investigation must be assessed through the following:

- **Observation:** Students' abilities and skills can be observed during each stage of the inquiry/investigation. For example, you can observe a student conducting an interview, looking for relevant information in the library or making a graph. Teachers can provide detailed descriptive feedback to the students on their abilities and skills observed.
- **Documents analysis:** Teachers can ask students to share anything they have documented during the process of inquiry, including notes made from material read, analysis of findings, etc. Teachers can give marks on the relevance of material accessed, analysis of information etc.
- **Written or Oral presentations:** written or oral presentations can be marked in terms of the quality of content, creativity in the presentations, ability to answer questions.

## Assessment

---

Assessment is gathering quantitative and qualitative information, using a variety of tools and techniques that are easy to understand and interpret.

We need an assessment system to

- assess teaching and learning
- show proficiency in a wide variety of tasks at a class level.
- provide information to different people on how well standards are being met.

### ***What is an Assessment System?***

Using a coordinated process of gathering information to improve student learning forms an assessment system. Such a system must include

- The specific purpose(s) for which the assessment is being carried out;
- A wide variety of tools and techniques that measure what students know, value, and are able to do;
- How the assessment can be interpreted and used to evaluate the standards and learning outcomes;
- What criteria will be used to determine performance levels for the standard

Partially proficient  
 Proficient  
 Exceptional

### ***Types of Assessment Methods***

Four methods that can be used to assess teaching and learning are:

1. The **selected response** - students select the answer to a question from two or more given choices. Such items are easy to develop. Their short response time allows more information to be assessed in a short time. However, since answer choices are provided, students can guess the correct answer without knowing the material. Scoring is quick and objective, since the teacher need only check if the single correct or best answer was identified for each item.

2. A **constructed response** format requires students to create or produce their own answer in response to a question or task. This allows teachers to gain insight into students' thinking and creative processes, and to assess higher order thinking. However, such items are time-consuming to answer and score. Although they eliminate guesswork, scoring is more subjective and thus clear criteria are necessary to maintain validity.
3. **Teacher observations** are so common that they are often ignored as a form of assessment. However, teachers constantly observe and listen to students as they work. Observation is also important in assessing performance tasks, classroom climate, teacher effectiveness, and other dimensions of the classroom.
4. **Self assessment** refers to students evaluating themselves. In *self-evaluation of academic achievement*, students rate their own performance in relation to established standards and criteria. Students may also be asked to answer questions that reveal their attitudes and beliefs about themselves or other students as part of their *self-reporting*.

Within the four types of assessment methods, some commonly used formats have been briefly described below:

## Selected Response

---

### ***Multiple-Choice Items***

#### *What is it?*

Multiple choice items have a short question, followed by multiple answer choices from which students must pick the correct or best answer. The question is called the stem, and the answer choices are called options. The options contain one correct or best answer, and two or more distractors.

#### *Strengths and Weaknesses*

- Relatively difficult to write, especially good distractors
- Having students pick the 'correct' answer assess knowledge and understanding
- Having students pick the 'best' answer measures and higher order thinking such as reasoning and critical analysis

- With answer choices provided, students focus on recognizing information rather than recalling or memorising it
- By evaluating students' wrong answers, teachers can judge why students misunderstood which need to be clarified

### ***Binary Choice Items***

#### *What is it?*

A question with only two response categories is a binary-choice item. In such items, a declarative sentence that makes a claim about content or relationships among content is followed by the two choices. The most popular binary-choice item is the true/false question; other examples include correct/incorrect, yes/no, fact/opinion, agree/disagree, etc.

#### *Strengths and Weaknesses*

- Can be used to assess knowledge, values, opinions (depending on which binary choices are given)
- Restrict students' response to two opposing choices, so cannot show a range of values or opinions
- Guessing allows students a 50% chance of being right!

### ***Matching Items***

#### *What is it?*

In a matching item, the items on the left are called the premises. In the right-hand column are the options. The students' task is to match the correct option with each of the premises.

#### *Strengths and Weakness*

- Effectively assess students' knowledge and associations/relationships;
- Can assess a great amount of factual information within a single topic.

### ***Interpretive Exercises***

#### *What is it?*

Interpretive exercises contain brief information or data, followed by several questions. The questions are based on the information or data, which can take the form of maps, paragraphs, charts, figures, a story, tables or pictures.

#### *Strengths and Weaknesses*

- Can assess interpretation, analysis, application, critical thinking, and other reasoning skills



- Multiple questions about the same information allow reasoning skills to be measured in greater depth
- Allows reasoning skills to be assessed separately from content knowledge of the subject (in other selected-responses, unsuitable answers can be due to students' lack of knowledge or lack of reasoning skills)
- Allows students to focus on applying and connecting knowledge
- Uses information in formats that students encounter daily, such as maps and newspaper articles, which increases meaning and relevance of the exercise
- Students **must** use the reasoning skill the exercise asks for, thus teachers can see which skills individual students need more practice with
- Exercises are time-consuming to construct (appropriate material must be located/developed, along with multiple questions)
- Disadvantages students with poor reading ability
- Cannot see students' ideas or reasoning methods

## Constructed Response

---

### *Fill-in Items*

#### *What is it?*

Fill-in items assess knowledge by having students complete a statement. They can also ask students to label diagrams or write a one word answer to a short question.

#### *Strengths and Weaknesses*

- **Cannot** check understanding or higher order thinking
- Easy to construct
- Responses can be words, numbers or symbols
- Responses are short, so students can be tested on more information in less time
- Offer least freedom of student response, so ideal to check factual recall
- Quick and reliable scoring
- Be careful because-poorly written questions can leave students confused!

## ***Short Answer***

### *What is it?*

Short-answer items are questions that call for students to write short answers (3-4 sentences at most), such as definitions or showing working in math problems.

### *Strengths and Weaknesses*

- Good for assessing knowledge
- Can also assess understanding and reasoning
- Easy to construct since structure similar to instruction (question-and-answer) in class, so natural to teacher and student

## ***Essay Items***

### *What is it?*

Such items literally have students answer a question by writing an essay. The length, nature and content of the essay is dependent on the question posed, so responses may be restricted or extended.

### *Strengths and Weaknesses*

- Require students to sequence and integrate many separate ideas into a meaningful whole, interpret information, give arguments, give explanations, evaluate the merit of ideas, and conduct other types of reasoning
- Help students see themes, patterns, relationships
- Allow flexibility in responses
- Can evaluate students' ability to communicate their ideas
- Reading and scoring answers is time-consuming, especially if done so that meaningful feedback is given to students
- A single person, the teacher, judges the answers, so variations in mood, expectations, the order in which students are evaluated, and other factors, affect the professional judgments that are made
- Cannot assess lots of information or multiple reasoning skills at once

## ***Performance-based Assessments***

### *What is it?*

Performance-based assessments involve teachers observing and assessing students' demonstration of a skill/process and/or competency in creating a product/making a presentation as a result of a skill/process.

### ***Characteristics of Performance-based Assessments***

- Students perform, create, construct, produce, or do something
- Deep understanding and/ or higher order thinking skills are needed
- Involves significant work that usually takes days to weeks to complete
- Calls on students to explain, justify, and defend
- Performance is directly observable
- Involves engaging ideas of importance and substance
- Criteria and standards are specified and explained to students along with the task
- There is no single best product or correct process
- Usually students work with real-world contexts and constraints

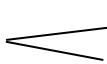
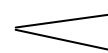
## Guideline for Developing Teaching Learning Resources

---

In most classrooms student-teacher interaction is limited to reading, writing and speaking. Students remember some of what they hear, much of what they read and more of what they see. However, if students are to remember, understand and embody what they learn, they need to experience their learning. Because each student is unique and learns differently, some students must touch or do in order to experience learning. Using multiple, varied teaching learning resources then is integral so that student's experience as they learn and also develops their multiple intelligences.

In most Pakistani schools the government prescribed textbook is the only teaching learning tool. Rarely do teachers use other resources to support the learning. However, many other resources are available, accessible and affordable.

For all subjects, these are:

- Textbooks
- Teachers guides
- Students workbooks
- Visual aids such as charts, models etc.
- Videotapes
- Computers 
  - Computer software
  - Internet (Websites, online libraries)
- Community 
  - Field trip
  - Guest speaker
- The environment

There are a number of teaching and learning materials required for effective teaching of particular subjects. For example [Teachers are required to give relevant example(s)]

### ***Guideline for Writing a Textbook***

A textbook is an important teaching and learning resource and one of the most extensively used resources is Pakistani classrooms.

#### **Basic features of a textbook**

- The textbook serve as a framework for teaching through the year.
- Must have accurate and up-to-date material
- The material must be sufficient to give students the knowledge they need to understand the concepts, develop the skills and engage in higher order thinking
- The material should help students understand the world in which they live, prepare for exams, prepare for life, raise their standard.
- The materials must be mistake free so it can be trusted.
- The material must be unbiased.
- The book must be attractive and engaging
- Illustrations must vary from page to page.
- Activities suggested must vary from page to page.
- End-of-the-chapter exercises must vary from chapter to chapter. They should encourage students to think, develop skills, use information for a variety of purpose.
- Table of contents including subtopics.
- Index
- Glossary
- Must be contextually relevant (feasible to use in classrooms, affordable, examples from context to increase relevance and meaning)

### ***Guideline of Teacher's Guide***

Textbooks should come with a teacher's guide aimed at informing teachers of how the textbook is written and how best to use it to facilitate student learning. Teacher guides provide detailed explanation of key concepts. Way to teach a particular topic, provide further examples that could be given to facilitate learning. Teacher's guide serves to educate teachers and thus could be seen as a means of helping teachers develop professionally.

#### **Basic features of a teacher's guide:**

- based on accompanying textbook skills, knowledge, strategies for teacher grouped according to chapter and sequenced to correspond with text.

- help teachers teach text and extend activities
  - does this by keeping contextual realities in view
  - various teaching strategies and rationale for suggested teaching
  - various assessment strategies
  - teaching learning resources
  - additional information sources
  - extended activities and how to conduct them
  - introduction to guide explaining how to use it
  - materials that teachers can photocopy, use themselves or for students
  - easy to understand and use
  - expand and develop teacher’s repertoire of knowledge and skills.
- } up-to-date, relevant

### ***How to write***

#### *Planning* (for each chapter)

- Identify teaching strategies appropriate to context of teaching and learning, according to textbook, and rationale for each strategy.
- Identify which teaching strategies suitable for teaching knowledge, skills, dispositions in each chapter.
- Identify what extended activities students could do with teacher’s help to develop target knowledge, skills and dispositions.
- Identify resources needed for teaching strategies and extension activities.
- Identify sources of information teachers can use to develop their knowledge (content and pedagogical) and skills (pedagogical).
- Identify gaps in resources or strategies that will need to be developed or explained
- Identify assessment strategies

### ***Guideline for Writing a Workbook***

Workbooks are books that contain writing activities and exercises that are related to each chapter in the textbook. Workbook exercises help to develop students conceptual understanding of the concepts dealt with in the text, to develop skills and to apply knowledge to new situations.

#### **Basic features of a workbook:**

- many exercises and activities for each chapter, topic, subtopic
- exercise and activities effectively help develop, practise and assess students' content knowledge, skills and higher order thinking
- accurate exercises (mistake free)

- correspond to text – exercises and activities for same topic, chapter grouped together; presuppose knowledge and skills developed in text only
- different from exercises, activities in text and guide
- non-repetitive in style, structure — engage students
- easy for students to understand and follow – clear instructions
- illustrations/examples/explanations

### ***Other Educational Resources***

#### **Educational Tours (visits)**

##### *What to do*

- Plan the tour;
- Identify and contact appropriate authorities (seek parents', principal's written permission at school and management at place of visit)
- Develop programme for the visit;
- Develop a task sheet;
- Brief learners;
- Visit place
- Exchange views; and
- Evaluate and report

##### *Resources*

- Transport;
- Places to be visited; and
- Contact person at place to be visited.

##### *Cautions*

- Use language appropriate to the subject matter at hand;
- Avoid discriminatory language;
- Time allocation;
- Students may need special clothing, food and water, etc.
- Ensure they know programme and requirement beforehand.

#### **Guest Speaker**

##### *What to do*

- Identify and contact appropriate guest speaker;
- Agree on time, duration and venue;
- Give information on student, outcomes of learning to be covered;
- Brief learners on what they are expected to do;
- Inform the relevant authority (Principal, HOD);

- Receive and introduce speaker to the relevant management and learner;
- Allow speaker to take charge of the session, instruct students to pay attention, note down questions for question-answer session;
- Facilitate question-answer session and have student(s) thank speaker or thank speaker yourself.
- Follow up activity with learners, relate session to the outcomes of learning.

#### *Resources*

- Arrange venue with required equipment;
- Guest speaker;
- Task sheet.

#### *Cautions*

Ensure materials are appropriate for the audience (if possible preview the material);

- Be aware of sensitivity; and
- Inform speaker of the language level of the target group

### **Video**

#### *What to do*

- Preview video and edit (take numbers on counter to mark sections to be viewed);
- Prepare task sheets and handouts;
- Show video pausing at appropriate intervals/points;
- Give learners time to complete tasks; and
- Summarise discussions relating to outcomes of learning.

#### *Resources*

- Video;
- Video equipment;
- Task sheets; and
- Handouts.

#### *Cautions*

- Try out equipment before use;
- Rehearse prior to session;
- Be sensitive to learners.



## Team of Writers

---

- 1. Dr. Riaz Ahmed**  
HEC Eminent Professor  
Taxila Institute of Asian Civilization  
Quaid-i-Azam University  
Islamabad.
- 2. Mr. Arif Majeed**  
JEA  
Curriculum Wing  
Ministry of Education, H-9 Islamabad
- 3. Mr. Mulazim Hussain Mujahid**  
DEA  
Curriculum Wing  
Ministry of Education, H-9 Islamabad
- 4. Dr. Parvez Iqbal Cheema**  
Dean, Faculty of Social Sciences  
National Defence University  
Islamabad.
- 5. Mr. Masood Zahid**  
Assistant Professor  
National Institute of Pakistan Studies  
Quaid-i-Azam University  
Islamabad
- 6. Dr. Javed Haider Syed**  
Associate Professor  
Department of History  
Quaid-i-Azam University  
Islamabad

- 7. Dr. Zia ul Haq**  
Chairman  
Department of Islamic and Pakistan Studies  
National University of modern Languages  
Islamabad.
- 8. Dr. Hafeez ur Rehman**  
Chairman  
Department of Anthropology  
Quaid-i-Azam University  
Islamabad
- 9. Brig. (R) Wasiq Ahmed**  
Professor  
Department of Pakistan Studies  
National University of modern Languages  
Islamabad.
- 10. Dr. Ghani ur Rehman**  
Asstt. Professor  
Taxila Institute of Asian Civilizations  
Quaid-i-Azam University  
Islamabad
- 11. Mr. Khalid Mahmood**  
Head of Department (History)  
Department of History  
F. G. College H/8 Islamabad
- 12. Mr. Zulfiqar Ali Shah**  
Dy. Head Master  
F. G. Boys Model Higher Secondary School  
I-10/1 Islamabad
- 13. Dr. Tahir Kamran**  
Chairman,  
Department of History  
G.C.University,  
Lahore.
- 14. Dr. Syed Minhaj ul Hassan**  
Chairman,  
Department of History  
University of Peshawar  
Peshawar.

- 15. Dr. Humaira Dasti**  
Professor & Chairman  
B.Z. University  
Multan
- 16. Prof. Dr. Abdul Rashid Khan**  
Professor  
B.Z. University  
Multan
- 17. Dr. Munir Baloch**  
Director,  
Area Study Centre for Middle East,  
University of Balochistan  
Quetta
- 18. Dr. Javed Hussain**  
Department of History  
University of Karachi  
Karachi.
- 19. Dr. Abdul Ghafur Muslim**  
Professor,  
West London College of Management of Sciences  
London.
- 20. Prof. Shairf Al Mujahid**  
HEC Distinguished National Professor  
Karachi.

## Select Committee Members

---

- 1. Prof. Dr. Riaz Ahmad,**  
HEC Eminent Professor,  
Taxila Institute of Asian Civilizations,  
Quaid-i-Azam University ,  
Islamabad.
- 2. Dr. Tahir Kamran**  
Chairman  
G.C. University  
Lahore.
- 3. Prof. Sharif al Mujahid**  
HEC Distinguished National Professor  
Karachi.

## Review Committee Members

---

- 1. Prof. Dr. Riaz Ahmad**  
HEC Eminent Professor,  
Taxila Institute of Asian Civilizations,  
Quaid-i-Azam University ,  
Islamabad
- 2. Mr. Arif Majeed**  
Joint Educational Advisor  
Ministry of Education (Curriculum Wing),  
Islamabad.
- 3. Mr. Mulazim Hussain Mujahid**  
Deputy Educational Adviser,  
Ministry of Education (Curriculum Wing)  
Islamabad.
- 4. Ms. Nighat Lone**  
Consultant  
Ministry of Education (Curriculum Wing)  
Islamabad.

5. **Raja Iftikhar Hussain Khan**  
Subject Specialist  
DCRD  
Azad Jammu Kashmir.
6. **Prof. Khial Zada**  
Member (R)  
Khyber Pakhtunkhwa Textbook Board,  
Peshawar.
7. **Prof. Muhammad Iqbal**  
Subject Specialist  
Khyber Pakhtunkhwa Textbook Board,  
Peshawar.
8. **Meher Safdar Waleed**  
Subject Specialist  
Punjab Textbook Board,  
Lahore.
9. **Syed Arif Shah**  
Deputy Director  
Baluchistan Textbook Board,  
Quetta.
10. **Sabir Panezai**  
Senior Subject Specialist  
Baluchistan Textbook Board,  
Quetta.
11. **Dr. Sultan-e-Rome**  
Professor  
Govt. Jehanzeb College,  
Saidu Sharif  
Swat.
12. **Prof. Dr. Ghulam Muhammad Lakho**  
Department of History,  
University of Sindh,  
Jamshoro.